

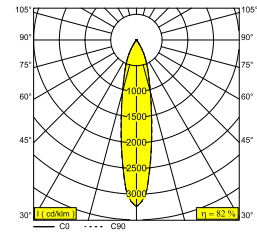
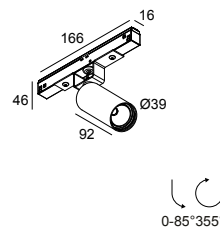


M20/M26H - SPY 391 SOFT 93020 MDL BROB

23423 9020 BROB

AVAILABLE IN

- BLACK** 23423 9020 B
- BRUSHED ALU** 23423 9020 BRA
- BRUSHED ANTHRACITE** 23423 9020 BRAT
- BRUSHED COPPER** 23423 9020 BRCU
- BRUSHED GOLD** 23423 9020 BRG
- BRUSHED OLD BRONZE** 23423 9020 BROB
- FLEMISH BRONZE** 23423 9020 FBR
- FLEMISH GOLD** 23423 9020 FG
- GOLD COLOURED** 23423 9020 GC
- PIANO BLACK** 23423 9020 PB
- WHITE** 23423 9020 W



 [View on website](#)

General info	
LOCATION	indoor
INSTALLATION	Low voltage systems Low voltage system mounted
INGRESS PROTECTION	IP20
WEIGHT (KG)	0.3
ADJUSTABILITY	0° to 85° swiveling, 355° rotatable
INFORMATION	REFLECTOR FL-20° EXCL.LED POWER SUPPLY 48V-DC

Electrical info	
ELECTRICAL	48V-DC
CLASS	III
DIM TYPE	MDL = 1-10V or DALI or push button
ENERGY CLASS	F

Lightsource info	
LIGHTSOURCE NAME	LED
LIGHTSOURCE	LED array 6W / CRI>90 (R9: 50) / 3000K-1800K / 623lm
TM-30 VALUES	Rf: 90 / Rg: 99
SDCM	SDCM2
RISKGROUP	RG1
LM80	L90B10 > 50000
LED TECHNICS (LIGHT SOURCE)	623lm // 6W // 105lm/W
LED TECHNICS (LUMINAIRE)	508lm // 7W // 74lm/W

Requirements

SPY 39 TUBE or VISOR 39
LED POWER SUPPLY 48V-DC



M20/M26H - SPY 391 SOFT 93020 MDL BROB

23423 9020 BROB

Options

DIMMABLE MODULATOR

For detailed installation instructions, please consult the manual: [23423_XXX0_HAND.pdf](#)

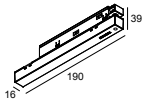
M20/M26H - SPY 391 SOFT 93020 MDL BROB

23423 9020 BROB

FINISH YOUR SPECIFICATION

Current supply

#

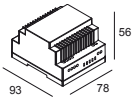


21032 0030 SMART 48 MODULATOR PLUG-IN WD

16

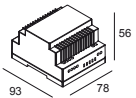
SMART 48

#



300 90 011 SMART 48 MODULATOR DIM9

16

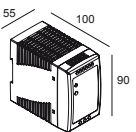


300 90 012 SMART 48 MODULATOR WD

16

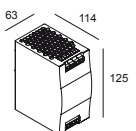
LED power supplies

#



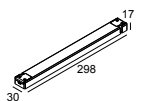
300 89 48 100 LED POWER SUPPLY 48V-DC / 100W DIN

8



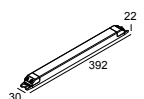
300 89 48 240 LED POWER SUPPLY 48V-DC / 240W DIN

20



21012 0230 LED POWER SUPPLY 48V-DC / 100W

8



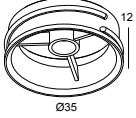
21012 0240 LED POWER SUPPLY 48V-DC / 200W

17

M20/M26H - SPY 391 SOFT 93020 MDL BROB

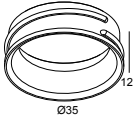
23423 9020 BROB

Light altering devices



24144 0030 B VISOR 39 B

Finish your product



24144 0010 B SPY 39 TUBE B

24144 0010 FBR SPY 39 TUBE FBR

24144 0010 FG SPY 39 TUBE FG

24144 0010 GC SPY 39 TUBE GC

24144 0010 W SPY 39 TUBE W



24144 0070 SPY 39 TUBE SBL

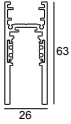
M20/M26H - SPY 391 SOFT 93020 MDL BROB

23423 9020 BROB

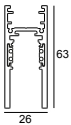
COMPATIBLE COMPOSABLES

SHIFTLINE M26H profile

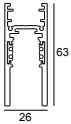
Available Colours



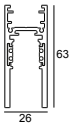
23359 0000 SLM26H - PROFILE



23359 0010 SLM26H - PROFILE 1m



23359 0020 SLM26H - PROFILE 2m



23359 0030 SLM26H - PROFILE 3m



Notes: