

FLOS

09.7505.40.78 White/White

UT Pro Wall-Washer GA-69 All White

Designed by FLOS Architectural, 2017

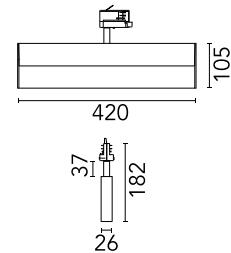


LED - Top LED - 25.2W - 1700lm - 4000K - CRI> 90 - Beam° 36

Wall-Washer lighting module to be installed in standard 3-phase track with LED light source. 220-240V power supply integrated. In the "All white" versions, the track adapter, the arm, the rear of the head and the head are white. Only the anti-glare ring is black.

Are you a professional and your project needs consulting and support?

[BOOK AN APPOINTMENT](#)



Main specifications

Mounting	Track
Environments	Indoor dry location
Light Source Type	LED
LED type	Top LED
Lamp category	LED
Iicos	No
Bulb finish	Clear
Number of heads	1
Power (W)	25.2
System power (W)	25.5
Source flux (lm)	3154
System flux (lm)	1700

Physical

Colour	White/White
Trim	No
Orientation	Adjustable
Rotation (°)	360
Length (mm)	420
Net weight (kg)	1.05
IP internal	20
IP external	20

Download

[Mounting instructions](#)  PDF

Photometric Files

[LDT / IES](#)  ZIP

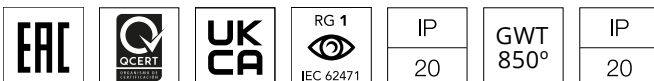
Technical Drawings

[2D](#)  ZIP

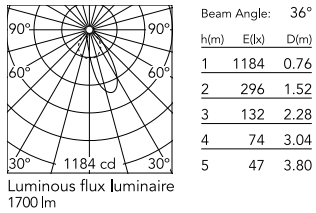
[3D](#)  ZIP

[3D](#)  ZIP

[Bim](#)  ZIP



Schematic light drawing



Photometric

Lighting type	Direct
Light distribution	Asymmetric
CCT (K)	4000
CRI>	90
Beam angle C0-180 (°)	36
Beam angle C90-270 (°)	75

Electrical

Insulation class	I
Frequency (Hz)	50/60
Main voltage (Vac)	220-240V
Alternating current voltage (Vac)	230
LED current (mA)	700
Driver	Integrated
Dimmable	No
Dimming type	Non Dimmable
Dimming interface	Not Dimmable
Emergency type	No

Ecodesign and Energy Labelling



Replaceable (LED only) light source by a professional



Replaceable control gear by a professional