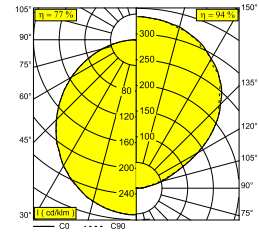
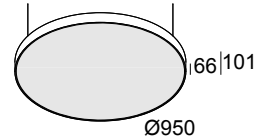




## SUPERNOVA FLAT 95 DOWN-UP 930 W

20614 9300 W

BESCHIKBAAR IN  
**ZWART** 20614 9300 B  
**WIT** 20614 9300 W



 [Bekijk op website](#)



### Algemene info

|                               |  |
|-------------------------------|--|
| <b>LOCATIE</b>                | binnen   |
| <b>INSTALLATIE</b>            | Plafond Gependeld  |
| <b>STOF EN WATERDICHTHEID</b> | IP20   |
| <b>GEWICHT (KG)</b>           | 12.7   |
| <b>RICHTBAARHEID</b>          | niet richtbaar   |
| <b>INFO</b>                   | INCL.PC SBL<br>INCL.ADJUSTABLE LED POWER SUPPLY 500mA UP / DOWN - 3 settings:<br>1- 2800mA<br>2- 1860mA<br>3- 1300mA |

### Elektrische info

|                           |                      |
|---------------------------|----------------------|
| <b>INGANGSSPANNING</b>    | 220-240V / 0 50-60Hz |
| <b>KLASSE</b>             | I                    |
| <b>VOEDING INBEGREPEN</b> | YES                  |
| <b>DIM TYPE</b>           | niet dimbaar         |
| <b>ENERGIE KLASSE</b>     | E                    |
| <b>CERTIFICATEN</b>       | CB, ENEC             |

# SUPERNOVA FLAT 95 DOWN-UP 930 W

20614 9300 W

| Info lichtbron                  |  |
|---------------------------------|--|
| <b>LIGHTSOURCE NAME</b>         | LED  |
| <b>LICHTBRON</b>                | DOWN @ 2800mA: LED cluster 123,7W / CRI>90 (R9: 68) / 3000K / 16507lm<br>UP @ 500mA: 2 x (LED cluster 11,1W / CRI>90 (R9: 50) / 3000K / 1487lm)<br>Or<br>DOWN @ 1860mA: LED cluster 79,4W / CRI>90 (R9: 68) / 3000K / 11477lm<br>UP @ 500mA: 2 x (LED cluster 11,1W / CRI>90 (R9: 50) / 3000K / 1487lm)<br>Or<br>DOWN @ 1300mA: LED cluster 54,2W / CRI>90 (R9: 68) / 3000K / 8273lm<br>UP @ 500mA: 2 x (LED cluster 11,1W / CRI>90 (R9: 50) / 3000K / 1487lm) |
| <b>TM-30-15 WAARDEN</b>         | Rf: 89 / Rg: 97<br>Rf: 92 / Rg: 100<br>DOWN @ 1860mA: Rf: 89 / Rg: 97<br>UP @ 500mA: Rf: 92 / Rg: 100<br>DOWN @ 1300mA: Rf: 89 / Rg: 97  |
| <b>SDCM</b>                     | SDCM3  |
| <b>RISK-GROEP</b>               | RG2<br>RG0   |
| <b>LM80</b>                     | L70 > 60000<br>L80 > 60000   |
| <b>LED TECHNIEK (LICHTBRON)</b> | DOWN @ 2800mA: 16507lm // 123,7W // 133lm/W<br>UP @ 500mA: 2974lm // 22,2W // 134lm/W<br>Or<br>DOWN @ 1860mA: 11477lm // 79,4W // 144lm/W<br>UP @ 500mA: 2974lm // 22,2W // 134lm/W<br>Or<br>DOWN @ 1300mA: 8273lm // 54,2W // 153lm/W<br>UP @ 500mA: 2974lm // 22,2W // 134lm/W   |
| <b>LED TECHNIEK (TOESTEL)</b>   | DOWN @ 2800mA: 12661lm // 142W // 89lm/W<br>UP @ 500mA: 2784lm // 26W // 109lm/W<br>Or<br>DOWN @ 1860mA: 8803lm // 91W // 96lm/W<br>UP @ 500mA: 2784lm // 26W // 109lm/W<br>Or<br>DOWN @ 1300mA: 6345lm // 62W // 102lm/W<br>UP @ 500mA: 2784lm // 26W // 109lm/W  |

## Benodigdheden

SUSPENSION SET 25 3m  
CENTRAL ROD SUSPENSION SUPERNOVA FLAT 1m  
CENTRAL SUSPENSION SUPERNOVA FLAT

## Opties

CABLE BASE R / S  
COVERSET R 62-90-100 / S 62-80-90

Voor gedetailleerde montage gegevens, consulteer de handleiding: [20614\\_XXX0\\_HAND.pdf](#)

## SUPERNOVA FLAT 95 DOWN-UP 930 W

20614 9300 W

### VERVOLLEDIG UW SPECIFICATIE

#### Stroomtoevoer



41 **203 99 55 ANO** CABLE BASE R ANO

**203 99 55 B** CABLE BASE R B

**203 99 55 W** CABLE BASE R W

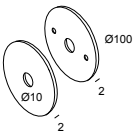


41 **203 99 56 ANO** CABLE BASE S ANO

**203 99 56 B** CABLE BASE S B

**203 99 56 W** CABLE BASE S W

#### Coversets




**204 00 100 B** COVERSET R 100 B

**204 00 100 W** COVERSET R 100 W

# SUPERNOVA FLAT 95 DOWN-UP 930 W

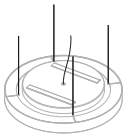
20614 9300 W

## Ophang toebehoren

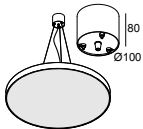


**274 97 10 B** CENTRAL ROD SUSPENSION SUPERNOVA FLAT 1m B

**274 97 10 W** CENTRAL ROD SUSPENSION SUPERNOVA FLAT 1m W



**328 25 43** SUSPENSION SET 25 3m



**328 26 23 B** CENTRAL SUSPENSION SUPERNOVA FLAT 3m B

**328 26 23 W** CENTRAL SUSPENSION SUPERNOVA FLAT 3m W

## Onderdelen voor elektrische verbinding



**15225 0360 B** CONNECTION ST B

**15225 0360 W** CONNECTION ST W

Notes: