


Light Shadow Adjustable No Trim 12 Spots Optic Medium NEW

Designed by FLOS Architectural



Recessed integrated luminaire with 12 LED lighting spots. Remote power supply included (220-240V).



Drawing Thumbnail

Are you a professional and your project needs consulting and support?

BOOK AN APPOINTMENT

Main specifications

Mounting	Ceiling recessed
Environments	Indoor dry location
LED type	Power LED
Lamp category	LED
Number of heads	1
Power (W)	32.4
System flux (lm)	2516

Physical

Colour	White/Copper
Trim	No
Orientation	Adjustable
Longitudinal tilting (°)	30
Recessed depth (mm)	75
Length (mm)	429
Net weight (kg)	0.66
Package height (mm)	16
Package width (mm)	14
Package length (mm)	21
IP internal	20

Download


Mounting instructions  ZIP

Photometric Files

LDT / IES  ZIP

Technical Drawings

2D  ZIP

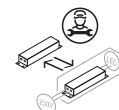
3D  ZIP

 Bim  ZIP

Ecodesign and Energy Labelling



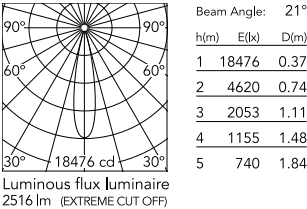
Replaceable (LED only) light source by a professional



Replaceable control gear by a professional



Schematic light drawing



Photometric

Lighting type	Direct
Light distribution	Symmetric
CCT (K)	3000
CRI>	90
LED Life / Failure Ratio	L80B50
Beam angle C0-180 (°)	20
Beam angle C90-270 (°)	20

Electrical

Insulation class	II
Frequency (Hz)	50/60
Main voltage (Vac)	220
LED current (mA)	900
Driver	Remote included
Dimmable	No
Dimming type	Non Dimmable

Notes

It requires a pre-installation frame, to be ordered separately.

Accessories & Power Supply

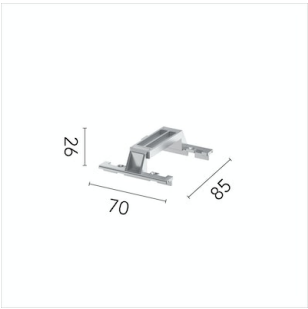


REQUIRED
Frame

Installation

08.0518.00

Pre-installation No Trim Frame
12L Fix Adjustable



OPTIONAL
Accessory

Mounting

08.0059.90

Accessory for mounting of No
Trim Adjustable continuous line.