



MICRO REO X 93035 N

302 23 811 932 N

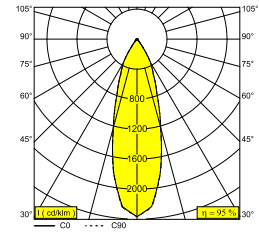
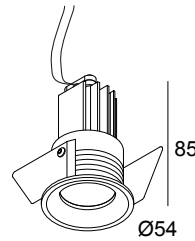
AVAILABLE IN

BLACK 302 23 811 932 B

FLEMISH BRONZE OUTDOOR 302 23 811 932 FBRX

ANTHRACITE (DARK GREY) 302 23 811 932 N

WHITE 302 23 811 932 W



 [View on website](#)

General info

LOCATION	indoor-outdoor
INSTALLATION	Ceiling Recessed
CUTOUT SHAPE/SIZE (MM)	round - 46
RECESSED DEPTH (MM)	90
THICKNESS OF MOUNTING SURFACE (MM)	min.5
INGRESS PROTECTION	IP43/20
PROTECTION AGAINST MECHANICAL IMPACT	IK03
WEIGHT (KG)	0.1
ADJUSTABILITY	non adjustable
INFORMATION	REFLECTOR FL-35° EXCL.LED POWER SUPPLY 350mA-DC

Electrical info

CLASS	III
DIM TYPE	depending on type of external power supply
ENERGY CLASS	E
CERTIFICATES	CB, EAC, ENEC

Lightsource info







LIGHTSOURCE NAME	LED
LIGHTSOURCE	LED array 5,8W / CRI>90 (R9: 52) / 3000K / 787lm
TM-30 VALUES	Rf: 90 / Rg: 99
SDCM	SDCM1
RISKGROUP	RG1
LM80	L90B10 > 50000
LED TECHNICS (LIGHT SOURCE)	787lm // 5,8W // 135lm/W
LED TECHNICS (LUMINAIRE)	748lm // 7W // 112lm/W

Requirements

LED POWER SUPPLY 350mA-DC DIM

For detailed installation instructions, please consult the manual: [302_23_811_XXX_HAND.pdf](#)

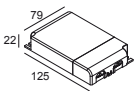
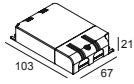
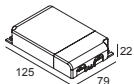
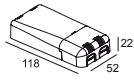
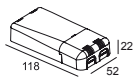
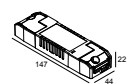
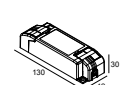
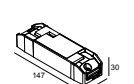
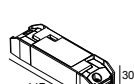
CEILING COMPATIBILITY

Ceiling Type	Mounting Kit
 Concrete	-
 Concrete + plaster	-
 Lintel + plaster	-
 Hollow-core slab	-
 Hollow-core slab + plaster	-
 Stretched ceiling	-

MICRO REO X 93035 N

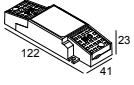
302 23 811 932 N

FINISH YOUR SPECIFICATION

LED power supplies	#
 300 90 63 LED POWER SUPPLY MULTI-POWER DIM9	1->3(3) <input type="checkbox"/>
 300 90 68 LED POWER SUPPLY MULTI-POWER DIM5	1->2(1) <input type="checkbox"/>
 300 90 69 LED POWER SUPPLY MULTI-POWER HV DIM9	2->5(5) <input type="checkbox"/>
 300 90 124 LED POWER SUPPLY MULTI-POWER DIM7	2 (2) <input type="checkbox"/>
 300 90 125 LED POWER SUPPLY MULTI-POWER MINI DIM5	2 (2) <input type="checkbox"/>
 21012 0010 LED POWER SUPPLY MULTI POWER	1->2 <input type="checkbox"/>
 21012 0021 LED POWER SUPPLY MULTI POWER DIM1	1->2 <input type="checkbox"/>
 21012 0035 LED POWER SUPPLY MULTI POWER DIM5	1->2 <input type="checkbox"/>
 21012 005W LED POWER SUPPLY MULTI-POWER COMPACT WDL	1->2 <input type="checkbox"/>

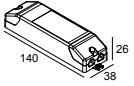
MICRO REO X 93035 N

302 23 811 932 N



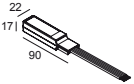
21012 0258 LED POWER SUPPLY MULTI POWER 200-350 / 10W DIM8

1



21012 0298 LED POWER SUPPLY MULTI POWER 250-900 / 20W DIM8

2



21032 0295 LED POWER CONVERTER 48V-DC to 350 mA-DC / 15W DIM5

1

Notes: