



REO X 93033-65 S2 A

202 2562 811 932 A

BESCHIKBAAR IN

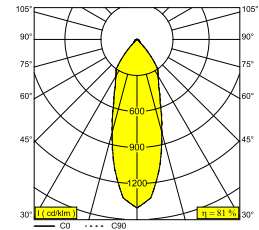
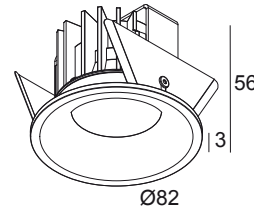
ALU GRIJS 202 2562 811 932 A

ZWART 202 2562 811 932 B

FLEMISH BRONZE VOOR BUITEN 202 2562 811 932 FBRX

ANTRACIET (DONKERGRIJS) 202 2562 811 932 N

WIT 202 2562 811 932 W



 [Bekijk op website](#)

Algemene info

LOCATIE	binnen-buiten
INSTALLATIE	Plafond Inbouw
ZAAGMAAT/OPENING (MM)	rond - 76
INBOUWDIEPTE (MM)	55
STOF EN WATERDICHTHEID	IP65
IK	IK03
GEWICHT (KG)	0.2
RICHTBAARHEID	niet richtbaar
INFO	REFLECTOR FL-33° INCL.PC CLEAR EXCL.LED POWER SUPPLY 350-500mA-DC

Elektrische info

KLASSE	III
DIM TYPE	afhankelijk van de te kiezen externe voeding
ENERGIE KLASSE	E

Info lichtbron











LIGHTSOURCE NAME	LED
LICHTBRON	LED array 5,8-8,6W / CRI>90 (R9: 52) / 3000K / 787-1089lm
TM-30-15 WAARDEN	Rf: 90 / Rg: 99
SDCM	SDCM1
RISK-GROEP	RG1
LM80	L90B10 > 50000
LED TECHNIEK (LICHTBRON)	1089lm // 8,6W // 127lm/W
LED TECHNIEK (TOESTEL)	887lm // 10W // 90lm/W

Benodigdheden

LED POWER SUPPLY 350 / 500mA-DC DIM

Voor gedetailleerde montage gegevens, consulteer de handleiding: [202_2562_811_XXX_HAND.pdf](#)

PLAFOND COMPATIBILITEIT

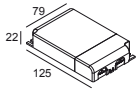
Ceiling Type	Mounting Kit
 System ceiling	-
 Plasterboard	-
 Stucanet	-
 Wood	-
 Concrete	-
 Concrete + plaster	-
 Lintel + plaster	-
 Hollow-core slab	-
 Hollow-core slab + plaster	-
 Stretched ceiling	-

REO X 93033-65 S2 A

202 2562 811 932 A

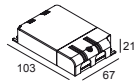
LED voedingen

#



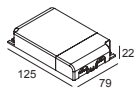
300 90 63 LED POWER SUPPLY MULTI-POWER DIM9

1->3(3) / 1->3(3)



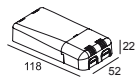
300 90 68 LED POWER SUPPLY MULTI-POWER DIM5

1->2(1) / 1->2(1)



300 90 69 LED POWER SUPPLY MULTI-POWER HV DIM9

2->5(5) / 1->5(3)



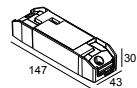
300 90 124 LED POWER SUPPLY MULTI-POWER DIM7

1->2(1) / 1(1)



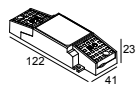
300 90 125 LED POWER SUPPLY MULTI-POWER MINI DIM5

1->2(1) / 1(1)



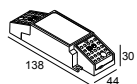
21012 005W LED POWER SUPPLY MULTI-POWER COMPACT WDL

1->2 / 1->2



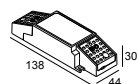
21012 0258 LED POWER SUPPLY MULTI POWER 200-350 / 10W DIM8

1



21012 0278 LED POWER SUPPLY MULTI POWER 500-700 / 20W DIM8

1

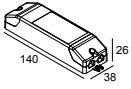


21012 0288 LED POWER SUPPLY MULTI POWER 500-700 / 36W DIM8

2->2

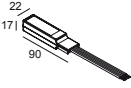
REO X 93033-65 S2 A

202 2562 811 932 A



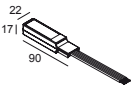
21012 0298 LED POWER SUPPLY MULTI POWER 250-900 / 20W DIM8

2 / 1



21032 0295 LED POWER CONVERTER 48V-DC to 350 mA-DC / 15W DIM5

1



21032 0305 LED POWER CONVERTER 48V-DC to 500 mA-DC / 22W DIM5

1

Notes: