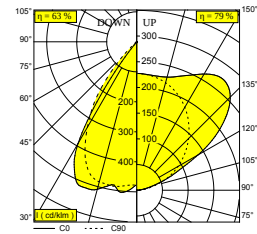
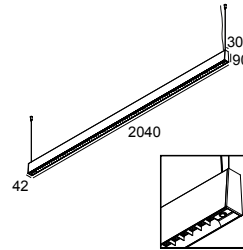




## CONFORM P20 PDS DOWN-UP 954067 B-MMAT 26515 7420 B-MMAT

BESCHIKBAAR IN  
**ZWART-ZWART** 26515 7420 B-B  
**ZWART-GOUD MAT** 26515 7420 B-MMAT  
**WIT-ZWART** 26515 7420 W-B



 [Bekijk op website](#)

### Algemene info

<b>LOCATIE</b>	binnen
<b>INSTALLATIE</b>	Plafond Gependeld
<b>STOF EN WATERDICHTHEID</b>	IP20
<b>GEWICHT (KG)</b>	5.6
<b>RICHTBAARHEID</b>	niet richtbaar
<b>INFO</b>	84 x REFLECTOR FL-67° (DOWN) INCL.DIMMABLE LED POWER SUPPLY 900mA-DC DOWN / 700mA-DC UP INCL.PRESENCE & DAYLIGHT SENSOR INCL.2 x CABLE SUSPENSION SINGLE AUTO. 1,6m INCL.1 x CABLE 3 x 0.75mm <sup>2</sup> NATURAL LIGHT TECHNOLOGY

### Elektrische info

<b>ELEKTRISCH</b>	220-240V / 0 50-60Hz
<b>KLASSE</b>	I
<b>VOEDING INBEGREPEN</b>	YES
<b>DIM TYPE</b>	niet dimbaar
<b>ENERGIE KLASSE</b>	D

### Info lichtbron

<b>LIGHTSOURCE NAME</b>	LED
<b>LICHTBRON</b>	DOWN: LED cluster 30,5W / CRI>95 (R9: 50) / 4000K / 3746lm UP: LED cluster 23,1W / CRI>95 (R9: 50) / 4000K / 2813lm
<b>SMDC</b>	SDCM3
<b>LM80</b>	L80 > 60000
<b>LED TECHNIEK (LICHTBRON)</b>	DOWN: 3746lm // 30,5W // 123lm/W UP: 2813lm // 23,1W // 121lm/W
<b>LED TECHNIEK (TOESTEL)</b>	DOWN: 2352lm // 35W // 67lm/W UP: 2217lm // 27W // 83lm/W

### Opties

CABLE BASE R / S  
 COVERSET R 62-90-100 / S 62-80-90  
 CONNECTION ST / CONNECTION TRIMLESS  
 SUSPENSION ST / SUSPENSION TRIMLESS



## **CONFORM P20 PDS DOWN-UP 954067 B-MMAT**

26515 7420 B-MMAT

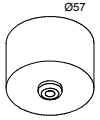
Voor gedetailleerde montage gegevens, consulteer de handleiding: [26515\\_XXX0\\_HAND.pdf](#)

# CONFORM P20 PDS DOWN-UP 954067 B-MMAT

26515 7420 B-MMAT

## VERVOLLEDIG UW SPECIFICATIE

### Stroomtoevoer



**203 99 55 ANO** CABLE BASE R ANO

**203 99 55 B** CABLE BASE R B

**203 99 55 W** CABLE BASE R W

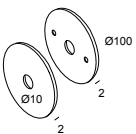


**203 99 56 ANO** CABLE BASE S ANO

**203 99 56 B** CABLE BASE S B

**203 99 56 W** CABLE BASE S W

### Coversets



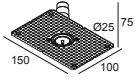
**204 00 100 B** COVERSET R 100 B

**204 00 100 W** COVERSET R 100 W

## CONFORM P20 PDS DOWN-UP 954067 B-MMAT

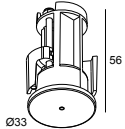
26515 7420 B-MMAT

### Ophang toebehoren



**328 10 01**

SUSPENSION TRIMLESS O.F.A.



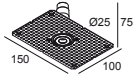
**15225 0340 B**

SUSPENSION ST B

**15225 0340 W**

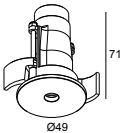
SUSPENSION ST W

### Onderdelen voor elektrische verbinding



**328 10 03**

CONNECTION TRIMLESS O.F.A.



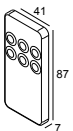
**15225 0360 B**

CONNECTION ST B

**15225 0360 W**

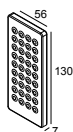
CONNECTION ST W

### Diverse



**26510 0010**

PDS REMOTE CONTROL



**26510 0020**

PDS SENSOR PROGRAMMER



**CONFORM P20 PDS DOWN-UP 954067 B-MMAT**

26515 7420 B-MMAT

Notes: