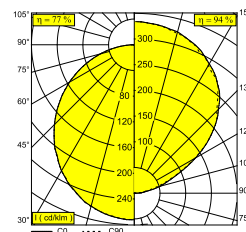
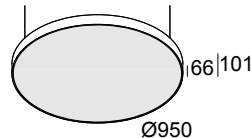




SUPERNOVA FLAT 95 DOWN-UP 930 DIM5 W

20614 9305 W

BESCHIKBAAR IN
ZWART 20614 9305 B
WIT 20614 9305 W



 [Bekijk op website](#)

Algemene info

LOCATIE	binnen
INSTALLATIE	Plafond Gependeld
STOF EN WATERDICHTHEID	IP20
GEWICHT (KG)	12.7
RICHTBAARHEID	niet richtbaar
INFO	INCL.PC SBL INCL.DIMMABLE LED POWER SUPPLY 2800mA (DOWN) / 500mA (UP) 2 DALI ADDRESSES

Elektrische info

INGANGSSPANNING	220-240V / 0 50-60Hz
KLASSE	I
VOEDING INBEGREPEN	YES
DIM TYPE	DALI
ENERGIE KLASSE	E

Info lichtbron

LIGHTSOURCE NAME	LED
LICHTBRON	DOWN @ 2800mA: LED cluster 123,7W / CRI>90 (R9: 68) / 3000K / 16507lm UP @ 500mA: 2 x (LED cluster 11,1W / CRI>90 (R9: 50) / 3000K / 1487lm)
TM-30-15 WAARDEN	Rf: 89 / Rg: 97 Rf: 92 / Rg: 100
SDCM	SDCM3
RISK-GROEP	RG2
LM80	L70 > 60000 L80 > 60000
LED TECHNIEK (LICHTBRON)	DOWN @ 2800mA: 16507lm // 123,7W // 133lm/W UP @ 500mA: 2974lm // 22,2W // 134lm/W
LED TECHNIEK (TOESTEL)	DOWN @ 2800mA: 12661lm // 142W // 89lm/W UP @ 500mA: 2784lm // 26W // 109lm/W

Benodigdheden

SUSPENSION SET 25 DIM 3m
CENTRAL ROD SUSPENSION SUPERNOVA FLAT 1m
CENTRAL SUSPENSION SUPERNOVA FLAT

SUPERNOVA FLAT 95 DOWN-UP 930 DIM5 W

20614 9305 W

Opties

CABLE BASE R / S

COVERSET R 62-90-100 / S 62-80-90

WIRELESS CONTROL DIM5

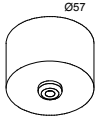
Voor gedetailleerde montage gegevens, consulteer de handleiding: [20614_XXX5_HAND.pdf](#)

SUPERNOVA FLAT 95 DOWN-UP 930 DIM5 W

20614 9305 W

VERVOLLEDIG UW SPECIFICATIE

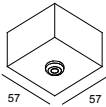
Stroomtoevoer



203 99 55 ANO CABLE BASE R ANO

203 99 55 B CABLE BASE R B

203 99 55 W CABLE BASE R W

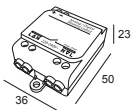


203 99 56 ANO CABLE BASE S ANO

203 99 56 B CABLE BASE S B

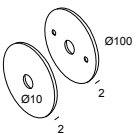
203 99 56 W CABLE BASE S W

Voorschakelapparatuur en transformatoren



300 90 004 ED5 WIRELESS CONTROL DIM5

Coversets




204 00 100 B COVERSET R 100 B

204 00 100 W COVERSET R 100 W

SUPERNOVA FLAT 95 DOWN-UP 930 DIM5 W

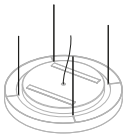
20614 9305 W

Ophang toebehoren

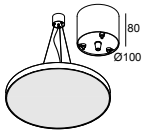


274 97 10 B CENTRAL ROD SUSPENSION SUPERNOVA FLAT 1m B

274 97 10 W CENTRAL ROD SUSPENSION SUPERNOVA FLAT 1m W



328 25 43 ED SUSPENSION SET 25 DIM 3m



328 26 23 B CENTRAL SUSPENSION SUPERNOVA FLAT 3m B

328 26 23 W CENTRAL SUSPENSION SUPERNOVA FLAT 3m W

Onderdelen voor elektrische verbinding



15225 0360 B CONNECTION ST B

15225 0360 W CONNECTION ST W

Notes: