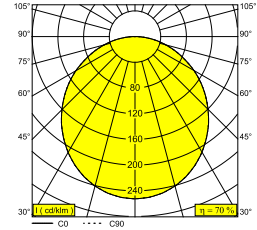
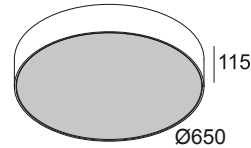




SUPERNOVA LINE 65 930 W

20622 9300 W

BESCHIKBAAR IN
ZWART 20622 9300 B
WIT 20622 9300 W



 [Bekijk op website](#)

Algemene info

| | |
|-------------------------------|--------------------------------------|
| LOCATIE | binnen |
| INSTALLATIE | Plafond Opbouw, Plafond Gependeld |
| STOF EN WATERDICHTHEID | IP20 |
| GEWICHT (KG) | 6.3 |
| RICHTBAARHEID | niet richtbaar |
| INFO | INCL.PC SBL INCL.LED POWER SUPPLY |

Elektrische info

| | |
|---------------------------|----------------------|
| INGANGSSPANNING | 220-240V / 0 50-60Hz |
| KLASSE | I |
| VOEDING INBEGREPEN | YES |
| DIM TYPE | niet dimbaar |
| ENERGIE KLASSE | D |
| CERTIFICATEN | CB, ENEC |

Info lichtbron

| | |
|---------------------------------|--|
| LIGHTSOURCE NAME | LED |
| LICHTBRON | LED cluster 58,8W / CRI>90 (R9: 50) / 3000K / 8635lm |
| TM-30-15 WAARDEN | Rf: 92 / Rg: 100 |
| SDCM | SDCM3 |
| RISK-GROEP | RG2 |
| LM80 | L80 > 60000 |
| LED TECHNIEK (LICHTBRON) | 8635lm // 58,8W // 147lm/W |
| LED TECHNIEK (TOESTEL) | 6165lm // 68W // 91lm/W |

Opties

SUSPENSION SET 18 3m
 CABLE BASE R / S + COVERSET R / S
 CENTRAL ROD SUSPENSION
 SUPERNOVA 65 RECESSED KIT

 DELTALIGHT®

SUPERNOVA LINE 65 930 W

20622 9300 W

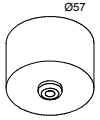
Voor gedetailleerde montage gegevens, consulteer de handleiding: [20622_XXX0_HAND.pdf](#)

SUPERNOVA LINE 65 930 W

20622 9300 W

VERVOLLEDIG UW SPECIFICATIE

Stroomtoevoer



203 99 55 ANO CABLE BASE R ANO

203 99 55 B CABLE BASE R B

203 99 55 W CABLE BASE R W

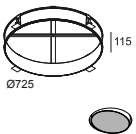


203 99 56 ANO CABLE BASE S ANO

203 99 56 B CABLE BASE S B

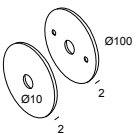
203 99 56 W CABLE BASE S W

Inbouw kits



274 94 0710 SUPERNOVA 65 RECESSED KIT

Coversets



204 00 100 B COVERSET R 100 B

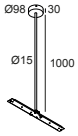
204 00 100 W COVERSET R 100 W

SUPERNOVA LINE 65 930 W

20622 9300 W

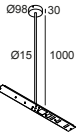
Ophang toebehoren

328 18 43 SUSPENSION SET 18 3m



328 24 61 B CENTRAL ROD SUSPENSION 65 1m B

328 24 61 W CENTRAL ROD SUSPENSION 65 1m W



328 24 91 B CENTRAL ROD SUSPENSION 95 1m B

328 24 91 W CENTRAL ROD SUSPENSION 95 1m W

Onderdelen voor elektrische verbinding



15225 0360 B CONNECTION ST B

15225 0360 W CONNECTION ST W

Notes: