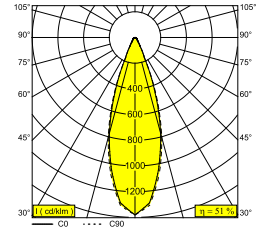
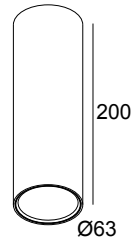




SPY S 93033 DIM8 B

19876 9328 B

BESCHIKBAAR IN
ZWART 19876 9328 B
WIT 19876 9328 W



 [Bekijk op website](#)

Algemene info

LOCATIE	binnen
INSTALLATIE	Plafond Opbouw
STOF EN WATERDICHTHEID	IP20
GEWICHT (KG)	0.5
RICHTBAARHEID	niet richtbaar
INFO	REFLECTOR FL-33° INCL.DIMMABLE LED POWER SUPPLY 500mA-DC

Elektrische info

ELEKTRISCH	220-240V / 50-60Hz
KLASSE	I
VOEDING INBEGREPEN	YES
DIM TYPE	net-dimbaar (fase afsnijding)
ENERGIE KLASSE	E
CERTIFICATEN	EAC, ENEC

Info lichtbron

LIGHTSOURCE NAME	LED
LICHTBRON	LED array 8,6W / CRI>90 (R9: 52) / 3000K / 1089lm
TM-30 WAARDEN	Rf: 90 / Rg: 99
SMDC	SDCM1
RISK-GROEP	RG1
LM80	L90B10 > 50000
LED TECHNIEK (LICHTBRON)	1089lm // 8,6W // 127lm/W
LED TECHNIEK (TOESTEL)	560lm // 10W // 57lm/W

Benodigdheden

SPY TUBE

Accessoires

HONEYCOMB 50
 LINEAR SPREAD LENS 50
 SPREAD LENS 50
 SOFTENING LENS 50
 GLASS SBL 50

 DELTALIGHT®

SPY S 93033 DIM8 B

19876 9328 B

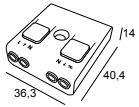
Voor gedetailleerde montage gegevens, consulteer de handleiding: [19876_XXXX_HAND.pdf](#)

SPY S 93033 DIM8 B

19876 9328 B

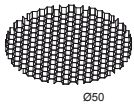
VERVOLLEDIG UW SPECIFICATIE

Voorschakelapparatuur en transformatoren

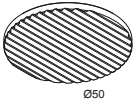


300 90 004 ED8 WIRELESS CONTROL DIM8

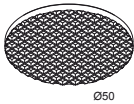
Light veranderende onderdelen



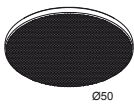
413 03 01 B HONEYCOMB 50 B



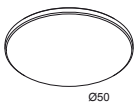
413 03 02 LINEAR SPREAD LENS 50



413 03 03 SPREAD LENS 50



413 03 04 SOFTENING LENS 50



413 03 05 GLASS SBL 50

SPY S 93033 DIM8 B

19876 9328 B

Maak je product af



53

414 01 00 B

SPY TUBE B

414 01 00 FBR

SPY TUBE FBR

414 01 00 FG

SPY TUBE FG

414 01 00 MMAT

SPY TUBE MMAT

414 01 00 SG

SPY TUBE SG

414 01 00 W

SPY TUBE W

Notes: