

FLOS




03.9311.14ANI Black/Black

Light Shadow Adjustable Trim Mains Dimming Version 2 Spots Optic Medium

NEW

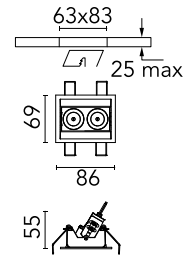
Designed by FLOS Architectural



Recessed integrated luminaire with 2 LED lighting spots. Remote power supply included (220-240V).

Are you a professional and your project needs consulting and support?

BOOK AN APPOINTMENT



Main specifications

Mounting	Ceiling recessed
Environments	Indoor dry location
LED type	Power LED
Lamp category	LED
Number of heads	1
Power (W)	7
Source flux (lm)	570
System flux (lm)	470

Physical

Colour	Black/Black
Trim	Yes
Orientation	Adjustable
Longitudinal tilting (°)	30
Recessed depth (mm)	150
Length (mm)	86
Net weight (kg)	0.25
IP internal	20

Download

Mounting instructions [↓ PDF](#)

Photometric Files

LDT / IES [↓ ZIP](#)

Technical Drawings

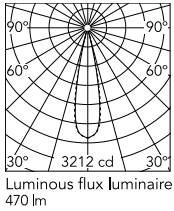
2D [↓ ZIP](#)

3D [↓ ZIP](#)

[↓ ZIP](#) Bim



Schematic light drawing



Photometric

Lighting type	Direct
Light distribution	Symmetric
CCT (K)	3000
CRI>	90
Beam angle C0-180 (°)	22
Beam angle C90-270 (°)	22

Electrical

Insulation class	II
Frequency (Hz)	50/60
Main voltage (Vac)	220
Alternating current voltage (Vac)	230
LED voltage Vf (Vdc)	7
Driver	Remote included
Dimmable	Yes
Dimming type	Mains Cut Dimming

Notes

Pre-Installation frame not required.