

FLOS

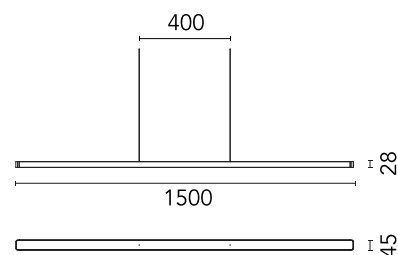
03.9571.02 Grey

Super Line Pro Down NEW

Designed by FLOS Architectural



LED luminaire for general lighting with a signature minimalist and compact design, to be installed on ceilings by means of suspension. Power source included in installation kits must be ordered separately, allowing the maximum brightness to be selected.



Are you a professional and your project needs consulting and support?

[BOOK AN APPOINTMENT](#)

Main specifications

Mounting	Suspension
Environments	Indoor dry location
Light Source Type	LED
LED type	Top LED
Lamp category	LED
Ilcos	No
Bulb finish	Clear
Number of heads	1
Power (W)	38.7
System power (W)	39
System flux (lm)	3955
Efficacy (lm/W)	101.41

Physical

Colour	Grey
Trim	No
Orientation	Fixed
Length (mm)	1500
Net weight (kg)	1.45
IP internal	20
IP external	20

Download

Mounting instructions [↓ PDF](#)

Photometric Files

LDT / IES [↓ ZIP](#)

Technical Drawings

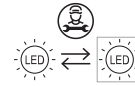
2D [↓ ZIP](#)

3D [↓ ZIP](#)

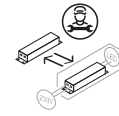
[↓ ZIP](#) Bim



Ecodesign and Energy Labelling

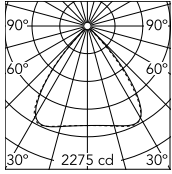


Replaceable (LED only) light source by a professional



Replaceable control gear by a professional

Schematic light drawing



Beam Angle: 80°

h(m)	E(lk)	D(m)
1	2275	1.68
2	569	3.36
3	253	5.04
4	142	6.72
5	91	8.40

Luminous flux luminaire 3801 lm

Photometric

Lighting type	Direct
Light distribution	Symmetric
CCT (K)	4000
CRI>	90
McAdam steps (SDCM)	3
LED Life / Failure Ratio	L80B50
Beam angle C0-180 (°)	80
Beam angle C90-270 (°)	80
UGR _L	19

Electrical

Insulation class	III
Forward voltage (V)	35.9
LED current (mA)	1050
Driver	Remote
Dimmable	Yes
Dimming type	Non Dimmable, Dimmable DALI 1
Dimming interface	Remote Dimmable (Dimmer Not Included)
Emergency type	No

Notes

UGR<19 & cd/m² @ 65°<3000 workplace optimised. Cable 4.25 m

Accessories & Power Supply



REQUIRED
Power supply

Electrical

08.0524.02

Remote Power Supply Kit 60W.
Non Dimmable



REQUIRED
Power supply

Electrical

08.0524.14

Remote Power Supply Kit 60W.
Non Dimmable



REQUIRED
Power supply

Electrical

08.0524.40

Remote Power Supply Kit 60W.
Non Dimmable



REQUIRED
Power supply

Electrical

08.0524.ET

Remote Power Supply Kit 60W.
Non Dimmable

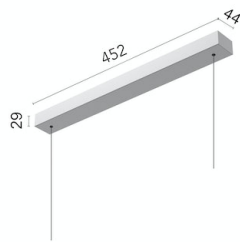


REQUIRED
Power supply

Electrical

08.0524.EU

Remote Power Supply Kit 60W.
Non Dimmable



REQUIRED
Power supply

Electrical

08.0520.02A

Surface Kit 60W. Non Dimmable

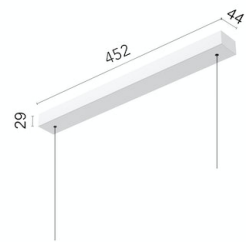


REQUIRED
Power supply

Electrical

08.0520.14A

Surface Kit 60W. Non Dimmable

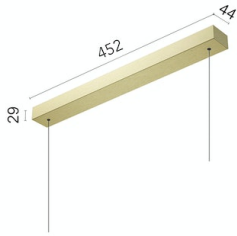


REQUIRED
Power supply

Electrical

08.0520.40A

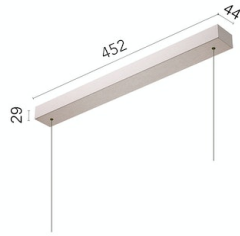
Surface Kit 60W. Non Dimmable



REQUIRED
Power supply
Electrical

08.0520.ETA

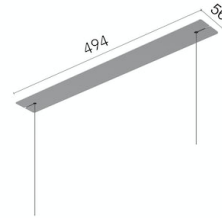
Surface Kit 60W. Non Dimmable



REQUIRED
Power supply
Electrical

08.0520.EUA

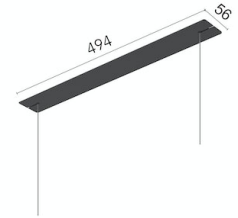
Surface Kit 60W. Non Dimmable



REQUIRED
Power supply
Electrical

08.0522.02A

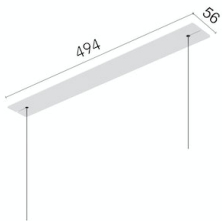
Recessed Kit 60W. Non Dimmable



REQUIRED
Power supply
Electrical

08.0522.14A

Recessed Kit 60W. Non Dimmable



REQUIRED
Power supply
Electrical

08.0522.40A

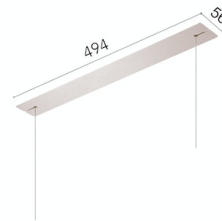
Recessed Kit 60W. Non Dimmable



REQUIRED
Power supply
Electrical

08.0522.ETA

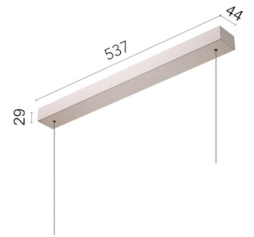
Recessed Kit 60W. Non Dimmable



REQUIRED
Power supply
Electrical

08.0522.EUA

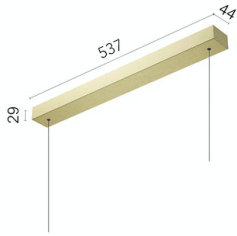
Recessed Kit 60W. Non Dimmable



REQUIRED
Power supply
Electrical

08.0521.EUA

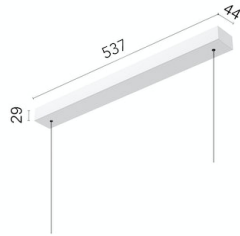
Surface Kit 60W. Dali Version



REQUIRED
Power supply
Electrical

08.0521.ETA

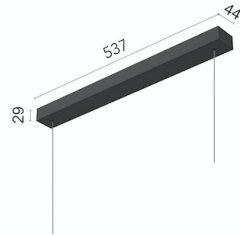
Surface Kit 60W. Dali Version



REQUIRED
Power supply
Electrical

08.0521.40A

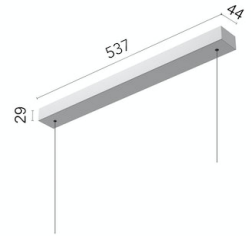
Surface Kit 60W. Dali Version



REQUIRED
Power supply
Electrical

08.0521.14A

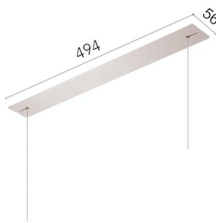
Surface Kit 60W. Dali Version



REQUIRED
Power supply
Electrical

08.0521.02A

Surface Kit 60W. Dali Version



REQUIRED
Power supply
Electrical

08.0523.EUA

Recessed Kit 60W. Dali Version



REQUIRED
Power supply
Electrical

08.0523.ETA

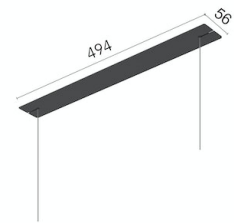
Recessed Kit 60W. Dali Version



REQUIRED
Power supply
Electrical

08.0523.40A

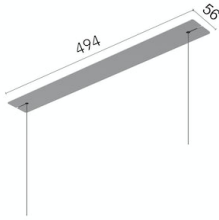
Recessed Kit 60W. Dali Version



REQUIRED
Power supply
Electrical

08.0523.14A

Recessed Kit 60W. Dali Version



REQUIRED
Power supply

Electrical

08.0523.02A

Recessed Kit 60W. Dali Version



REQUIRED
Power supply

Electrical

08.0525.02A

Remote Power Supply Kit 60W.
Dali Version



REQUIRED
Power supply

Electrical

08.0525.14A

Remote Power Supply Kit 60W.
Dali Version



REQUIRED
Power supply

Electrical

08.0525.40A

Remote Power Supply Kit 60W.
Dali Version



REQUIRED
Power supply

Electrical

08.0525.ETA

Remote Power Supply Kit 60W.
Dali Version



REQUIRED
Power supply

Electrical

08.0525.EUA

Remote Power Supply Kit 60W.
Dali Version