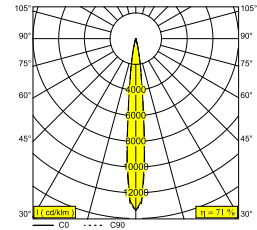
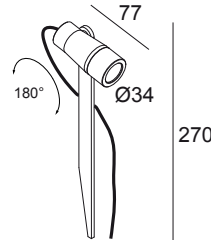




## KIX S PIN 92710 N

232 09 921 N

AVAILABLE IN  
**ANTHRACITE (DARK GREY)** 232 09 921 N  
**PINE GREEN** 232 09 921 PGR



 [View on website](#)

### General info

<b>LOCATION</b>	outdoor
<b>INSTALLATION</b>	Floor Surface mounted
<b>INGRESS PROTECTION</b>	IP65
<b>PROTECTION AGAINST MECHANICAL IMPACT</b>	IK03
<b>WEIGHT (KG)</b>	0.3
<b>ADJUSTABILITY</b>	180° swiveling, 360° rotatable
<b>INFORMATION</b>	LENS 10° INCL.1 x CABLE H05 RN-F 2 x 1 mm <sup>2</sup> 2m EXCL.LED POWER SUPPLY 350-700mA-DC

### Electrical info

<b>CLASS</b>	III
<b>DIM TYPE</b>	depending on type of external power supply
<b>ENERGY CLASS</b>	F
<b>CERTIFICATES</b>	CB, ENEC

### Lightsource info

<b>LIGHTSOURCE NAME</b>	LED
<b>LIGHTSOURCE</b>	LED cluster 1-2W / CRI>90 (R9: 50) / 2700K / 120-221lm
<b>TM-30 VALUES</b>	Rf: 91 / Rg: 99
<b>SDCM</b>	SDCM3
<b>RISKGROUP</b>	RG2
<b>LM80</b>	L90B10 > 120000
<b>LED TECHNICS (LIGHT SOURCE)</b>	221lm // 2W // 110lm/W
<b>LED TECHNICS (LUMINAIRE)</b>	158lm // 2W // 69lm/W

### Requirements

LED POWER SUPPLY 350 / 500 / 700mA-DC DIM

### Options

CBOX / CBOX 350mA  
 IP68 CONNECTION KIT  
 IP68 CONNECTOR 3P

 DELTALIGHT®

**KIX S PIN 92710 N**

232 09 921 N

For detailed installation instructions, please consult the manual: [232\\_09\\_XXX\\_HAND.pdf](#)

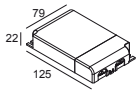
**KIX S PIN 92710 N**

232 09 921 N

**FINISH YOUR SPECIFICATION**

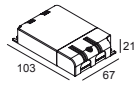
**LED power supplies**

#



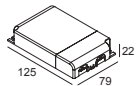
**300 90 63** LED POWER SUPPLY MULTI-POWER DIM9

1->25(25) / 1->25(25) / 1->25(20)



**300 90 68** LED POWER SUPPLY MULTI-POWER DIM5

2->16(15) / 2->16(10) / 2->16(7)



**300 90 69** LED POWER SUPPLY MULTI-POWER HV DIM9

8->39(39) / 1->39(28) / 1->30(20)



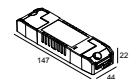
**300 90 124** LED POWER SUPPLY MULTI-POWER DIM7

6->17(15) / 2->14(10) / 2->10(7)



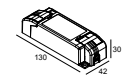
**300 90 125** LED POWER SUPPLY MULTI-POWER MINI DIM5

4->17(15) / 2->14(10) / 2->9(7)



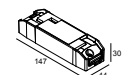
**21012 0010** LED POWER SUPPLY MULTI POWER

6->15 / 4->15 / 4->15



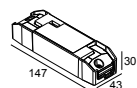
**21012 0021** LED POWER SUPPLY MULTI POWER DIM1

4->18 / 4->18 / 4->17



**21012 0035** LED POWER SUPPLY MULTI POWER DIM5

4->18 / 4->18 / 4->18

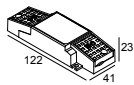


**21012 005W** LED POWER SUPPLY MULTI-POWER COMPACT WDL

4->18 / 4->18 / 4->17

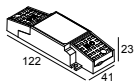
# KIX S PIN 92710 N

232 09 921 N



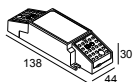
**21012 0258** LED POWER SUPPLY MULTI POWER 200-350 / 10W DIM8

7->10



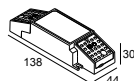
**21012 0268** LED POWER SUPPLY MULTI POWER 200-350 / 15W DIM8

10->14



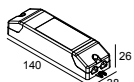
**21012 0278** LED POWER SUPPLY MULTI POWER 500-700 / 20W DIM8

6->9 / 6->9



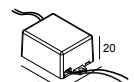
**21012 0288** LED POWER SUPPLY MULTI POWER 500-700 / 36W DIM8

12->18 / 12->18



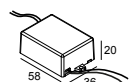
**21012 0298** LED POWER SUPPLY MULTI POWER 250-900 / 20W DIM8

3->15 / 3->14 / 3->9



**21012 0308** LED POWER SUPPLY 350mA / 7,35W DIM8

5->7



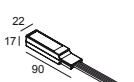
**21012 0318** LED POWER SUPPLY 500mA / 10W DIM8

5->7



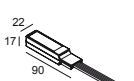
**21012 0328** LED POWER SUPPLY 700mA / 15W DIM8

5->7



**21032 0295** LED POWER CONVERTER 48V-DC to 350 mA-DC / 15W DIM5

3->14

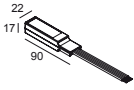


**21032 0305** LED POWER CONVERTER 48V-DC to 500 mA-DC / 22W DIM5

3->14

# KIX S PIN 92710 N

232 09 921 N

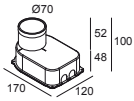


**21032 0315** LED POWER CONVERTER 48V-DC to 700 mA-DC / 25W DIM5

3->14



## Ground mounting boxes

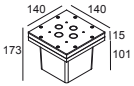


**213 19 10** LOGIC 60 BOX R

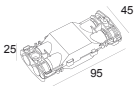


## Waterproof connection parts

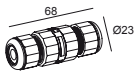
#



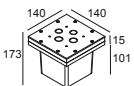
**216 12 00** CBOX



**216 12 01** IP68 CONNECTION KIT



**216 12 02** IP68 CONNECTOR 3P



**216 14 35** CBOX 350 mA / 10W

7 -> 12



Notes: