

FLOS

05.1417.14ANI Black/Bronze

Light Shadow Adjustable Trim Mains Dimming Version 2 Spots Optic Medium NEW

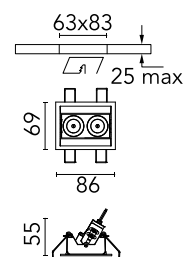
Designed by FLOS Architectural



Recessed integrated luminaire with 2 LED lighting spots. Remote power supply included (220-240V).

Are you a professional and your project needs consulting and support?

[BOOK AN APPOINTMENT](#)



Main specifications

| | |
|------------------|---------------------|
| Mounting | Ceiling recessed |
| Environments | Indoor dry location |
| LED type | Power LED |
| Lamp category | LED |
| Number of heads | 1 |
| Power (W) | 7 |
| Source flux (lm) | 570 |
| System flux (lm) | 422 |

Physical

| | |
|--------------------------|--------------|
| Colour | Black/Bronze |
| Trim | Yes |
| Orientation | Adjustable |
| Longitudinal tilting (°) | 30 |
| Recessed depth (mm) | 75 |
| Length (mm) | 86 |
| Net weight (kg) | 0.25 |
| IP internal | 20 |


Download

[Mounting instructions](#)  PDF

Photometric Files

[LDT / IES](#)  ZIP

Technical Drawings

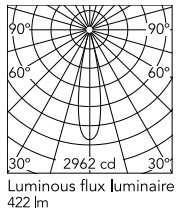
[2D](#)  ZIP

[3D](#)  ZIP

[Bim](#)  ZIP



Schematic light drawing



Photometric

| | |
|--------------------------|-----------|
| Lighting type | Direct |
| Light distribution | Symmetric |
| CCT (K) | 3000 |
| CRI> | 90 |
| LED Life / Failure Ratio | L80B50 |
| Beam angle C0-180 (°) | 21 |
| Beam angle C90-270 (°) | 21 |

Electrical

| | |
|--------------------|-------------------|
| Insulation class | II |
| Frequency (Hz) | 50/60 |
| Main voltage (Vac) | 220 |
| Driver | Remote included |
| Dimmable | Yes |
| Dimming type | Mains Cut Dimming |

Notes

Pre-Installation frame not required.