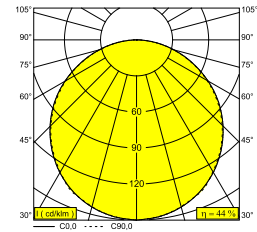
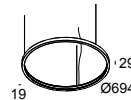




## SUPERLOOP SLIM IN 70 SBL 930 GC

20572 9300 GC

BESCHIKBAAR IN  
**ZWART** 20572 9300 B  
**FLEMISH BRONZE** 20572 9300 FBR  
**FLEMISH GOLD** 20572 9300 FG  
**GOUD KLEUR** 20572 9300 GC  
**WIT** 20572 9300 W



 [Bekijk op website](#)

### Algemene info

<b>LOCATIE</b>	binnen
<b>INSTALLATIE</b>	Plafond Gependeld
<b>STOF EN WATERDICHTHEID</b>	IP20
<b>GEWICHT (KG)</b>	1.6
<b>RICHTBAARHEID</b>	niet richtbaar
<b>INFO</b>	INCL.PC SBL EXCL.LED POWER SUPPLY 500-700mA-DC INCL.3 x CABLE SUSPENSION SINGLE AUTO. 3.0m INCL.1 x CABLE 2 x 0.75mm <sup>2</sup>

### Elektrische info

<b>KLASSE</b>	III
<b>DIM TYPE</b>	afhankelijk van de te kiezen externe voeding
<b>ENERGIE KLASSE</b>	E

### Info lichtbron

<b>LIGHTSOURCE NAME</b>	LED
<b>LICHTBRON</b>	LED cluster 21,2-29,2W / CRI>90 (R9: 59) / 3000K / 2916-3870lm
<b>SDCM</b>	SDCM3
<b>LM80</b>	L70 > 30000
<b>LED TECHNIEK (LICHTBRON)</b>	3870lm // 29,2W // 132lm/W
<b>LED TECHNIEK (TOESTEL)</b>	1713lm // 34W // 51lm/W

### Benodigheden

LED POWER SUPPLY 500 / 700mA-DC DIM  
 SUPERLOOP POWERBOX L 500mA  
 SUPERLOOP POWERBOX L/H 700mA

### Opties

CABLE BASE R / S  
 COVERSET R 62-90-100 / S 62-80-90  
 CONNECTION ST / CONNECTION TRIMLESS  
 SUSPENSION ST / SUSPENSION TRIMLESS

 DELTALIGHT®

## **SUPERLOOP SLIM IN 70 SBL 930 GC**

20572 9300 GC

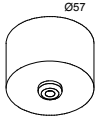
Voor gedetailleerde montage gegevens, consulteer de handleiding: [20572\\_XXX0\\_HAND.pdf](#)

# SUPERLOOP SLIM IN 70 SBL 930 GC

20572 9300 GC

## VERVOLLEDIG UW SPECIFICATIE

### Stroomtoevoer



**203 99 55 ANO** CABLE BASE R ANO

**203 99 55 B** CABLE BASE R B

**203 99 55 W** CABLE BASE R W



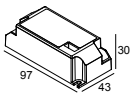
**203 99 56 ANO** CABLE BASE S ANO

**203 99 56 B** CABLE BASE S B

**203 99 56 W** CABLE BASE S W

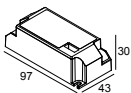
### LED voedingen

#



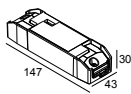
**300 90 127** LED POWER SUPPLY 500mA-DC / 27W DIM1

1



**300 90 128** LED POWER SUPPLY 700mA-DC / 36W DIM1

1



**300 90 131** LED POWER SUPPLY 700mA-DC / 38W DIM5

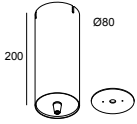
1

**SUPERLOOP SLIM IN 70 SBL 930 GC**

20572 9300 GC

**Power box**

#

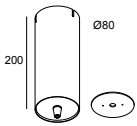


**321 55 205 ED1 B** SUPERLOOP POWERBOX L 500mA DIM1 B

1

**321 55 205 ED1 W** SUPERLOOP POWERBOX L 500mA DIM1 W

1

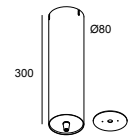


**321 55 207 ED1 B** SUPERLOOP POWERBOX L 700mA DIM1 B

1

**321 55 207 ED1 W** SUPERLOOP POWERBOX L 700mA DIM1 W

1



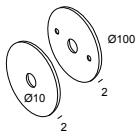
**321 55 307 ED5 B** SUPERLOOP POWERBOX H8 700mA DIM5 B

1

**321 55 307 ED5 W** SUPERLOOP POWERBOX H8 700mA DIM5 W

1

**Coversets**



**204 00 100 B** COVERSET R 100 B

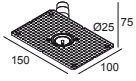
**204 00 100 W** COVERSET R 100 W

## SUPERLOOP SLIM IN 70 SBL 930 GC

20572 9300 GC

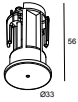
### Ophang toebehoren

---



**328 10 01**

SUSPENSION TRIMLESS O.F.A.



**15225 0340 B**

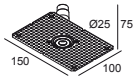
SUSPENSION ST B

**15225 0340 W**

SUSPENSION ST W

### Onderdelen voor elektrische verbinding

---



**328 10 03**

CONNECTION TRIMLESS O.F.A.



**15225 0360 B**

CONNECTION ST B

**15225 0360 W**

CONNECTION ST W

Notes: