


FLOS

03.5330.AN Black

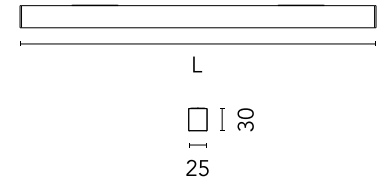
In-Finity 25 mm

Designed by FLOS Architectural, 2022



19.2W - 1008lm - 3000K - CRI> 90 - Beam° 91

LED profile for linear lighting, only 25 mm wide. Available in surface mounted versions, with possibility of suspended installation by means of a dedicated kit. Drivers not included.



Are you a professional and your project needs consulting and support?

[BOOK AN APPOINTMENT](#)

Main specifications

| | |
|------------------|------------------------|
| Mounting | Surface and suspension |
| Environments | Indoor dry location |
| LED type | Top LED |
| Number of heads | 1 |
| Power (W) | 19.2 |
| System power (W) | 19.4 |
| Source flux (lm) | 2103 |
| System flux (lm) | 1008 |

Physical

| | |
|---------------------|-------|
| Colour | Black |
| Orientation | Fixed |
| Length (mm) | 1000 |
| Net weight (kg) | 0.52 |
| Package volume (m3) | 0.02 |
| IP internal | 20 |

Download

[Mounting instructions](#) PDF

[Mounting instructions](#) PDF

Photometric Files

[LDT / IES](#) ZIP

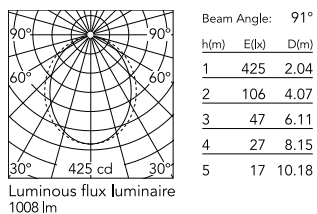
Technical Drawings

[2D](#) ZIP

[3D](#) ZIP



Schematic light drawing



Photometric

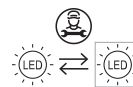
| | |
|--------------------------|------------------------------|
| Lighting type | Direct |
| CCT (K) | 3000 |
| CRI> | 90 |
| LED Life / Failure Ratio | L90B50 >50.000h (Tc=85°C) |
| Beam angle C0-180 (°) | 91 |
| Beam angle C90-270 (°) | 102 |

Electrical

| | |
|---------------------|--------------|
| Insulation class | III |
| Forward voltage (V) | 24 |
| Driver | Remote |
| Dimmable | No |
| Dimming type | Non Dimmable |

Ecodesign and Energy Labelling

This product contains a light source of energy efficiency class E



Replaceable (LED only)
light source by a
professional

Accessories & Power Supply



REQUIRED
Accessory

Installation

08.0131.40

Endcap for In-Finity 25 mm



REQUIRED
Power supply

Electrical

60.9516

Remote Power Supply Non
Dimmable 24V. 120W. 220/240V



REQUIRED
Power supply

Electrical

60.9515

Remote Power Supply Non
Dimmable 24V. 60W. 220/240V



REQUIRED
Power supply

Electrical

60.9705

Remote Power Supply Non
Dimmable 24V. 60W. 220/240V



OPTIONAL
Accessory

Installation

08.0139.00

Suspension Kit for In-Finity
25mm