

FLOS

05.2620.40 White/White

Light Shadow Pro Ø60 Surface Spot

Designed by FLOS Architectural, 2022

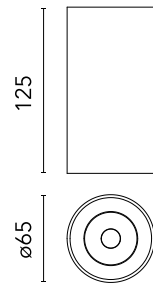


LED - LED array - 15W - 1084lm - 3000K - CRI> 90 - Beam° 15

Luminaire with low glare for surface installation. Integrated 220-240 V power supply. For dimmable versions, please refer to the recommended dimmers in the product data sheet available on the website. IP54 watertightness.

Are you a professional and your project needs consulting and support?

[BOOK AN APPOINTMENT](#)



Main specifications

Mounting	Surface
Environments	Indoor Outdoor damp location
Light Source Type	LED
LED type	LED array
Lamp category	LED
Number of heads	1
Power (W)	15
System flux (lm)	1084

Physical

Colour	White/White
Orientation	Fixed
Spot diameter (mm)	65
Length (mm)	65
Net weight (kg)	0.37
IP internal	54

Download

Mounting instructions [↓ PDF](#)

Photometric Files

LDT / IES [↓ ZIP](#)

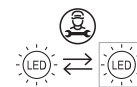
Technical Drawings

2D [↓ ZIP](#)

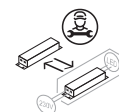
3D [↓ ZIP](#)



Ecodesign and Energy Labelling

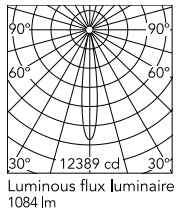


Replaceable (LED only) light source by a professional



Replaceable control gear by a professional

Schematic light drawing



Beam Angle: 16°

h(m)	E(lx)	D(m)
1	12389	0.27
2	3097	0.55
3	1377	0.82
4	774	1.09
5	496	1.36

Photometric

Lighting type	Direct
Light distribution	Symmetric
CCT (K)	3000
CRI>	90
McAdam steps (SDCM)	2
Rf fidelity index	93
Rg gamut index	99
LED Life / Failure Ratio	L90B10_33.000_Tc=85°C
Beam angle C0-180 (°)	15
Beam angle C90-270 (°)	15

Electrical

Insulation class	I
Frequency (Hz)	50-60
Main voltage (Vac)	220-240
Alternating current voltage (Vac)	220-240V~
Forward voltage (V)	36.1
LED current (mA)	300
Driver	Integrated
Dimmable	No
Dimming type	Non Dimmable