



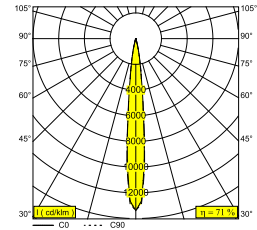
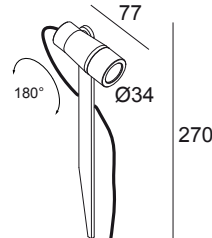
KIX S PIN 92710 PGR

232 09 921 PGR

AVAILABLE IN

ANTHRACITE (DARK GREY) 232 09 921 N

PINE GREEN 232 09 921 PGR



[View on website](#)

General info

LOCATION	outdoor
INSTALLATION	Floor Surface mounted
INGRESS PROTECTION	IP65
PROTECTION AGAINST MECHANICAL IMPACT	IK03
WEIGHT (KG)	0.3
ADJUSTABILITY	180° swiveling, 360° rotatable
INFORMATION	LENS 10° INCL.1 x CABLE H05 RN-F 2 x 1 mm ² 2m EXCL.LED POWER SUPPLY 350-700mA-DC

Electrical info

CLASS	III
DIM TYPE	depending on type of external power supply
ENERGY CLASS	F
CERTIFICATES	CB, ENEC

Lightsource info

LIGHTSOURCE NAME	LED
LIGHTSOURCE	LED cluster 1-2W / CRI>90 (R9: 50) / 2700K / 120-221lm
TM-30 VALUES	Rf: 91 / Rg: 99
SDCM	SDCM3
RISKGROUP	RG2
LM80	L90B10 > 120000
LED TECHNICS (LIGHT SOURCE)	221lm // 2W // 110lm/W
LED TECHNICS (LUMINAIRE)	158lm // 2W // 69lm/W

Requirements

LED POWER SUPPLY 350 / 500 / 700mA-DC DIM

Options

CBOX / CBOX 350mA
IP68 CONNECTION KIT
IP68 CONNECTOR 3P

 DELTALIGHT®

KIX S PIN 92710 PGR

232 09 921 PGR

For detailed installation instructions, please consult the manual: [232_09_XXX_HAND.pdf](#)

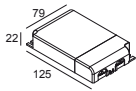
KIX S PIN 92710 PGR

232 09 921 PGR

FINISH YOUR SPECIFICATION

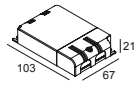
LED power supplies

#



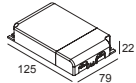
300 90 63 LED POWER SUPPLY MULTI-POWER DIM9

1->25(25) / 1->25(25) / 1->25(20)



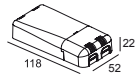
300 90 68 LED POWER SUPPLY MULTI-POWER DIM5

2->16(15) / 2->16(10) / 2->16(7)



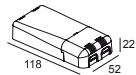
300 90 69 LED POWER SUPPLY MULTI-POWER HV DIM9

8->39(39) / 1->39(28) / 1->30(20)



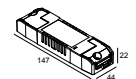
300 90 124 LED POWER SUPPLY MULTI-POWER DIM7

6->17(15) / 2->14(10) / 2->10(7)



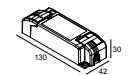
300 90 125 LED POWER SUPPLY MULTI-POWER MINI DIM5

4->17(15) / 2->14(10) / 2->9(7)



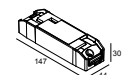
21012 0010 LED POWER SUPPLY MULTI POWER

6->15 / 4->15 / 4->15



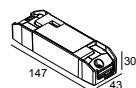
21012 0021 LED POWER SUPPLY MULTI POWER DIM1

4->18 / 4->18 / 4->17



21012 0035 LED POWER SUPPLY MULTI POWER DIM5

4->18 / 4->18 / 4->18

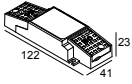


21012 005W LED POWER SUPPLY MULTI-POWER COMPACT WDL

4->18 / 4->18 / 4->17

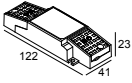
KIX S PIN 92710 PGR

232 09 921 PGR



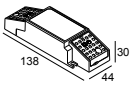
21012 0258 LED POWER SUPPLY MULTI POWER 200-350 / 10W DIM8

7->10



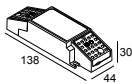
21012 0268 LED POWER SUPPLY MULTI POWER 200-350 / 15W DIM8

10->14



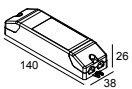
21012 0278 LED POWER SUPPLY MULTI POWER 500-700 / 20W DIM8

6->9 / 6->9



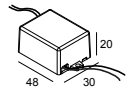
21012 0288 LED POWER SUPPLY MULTI POWER 500-700 / 36W DIM8

12->18 / 12->18



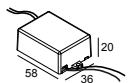
21012 0298 LED POWER SUPPLY MULTI POWER 250-900 / 20W DIM8

3->15 / 3->14 / 3->9



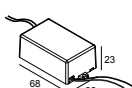
21012 0308 LED POWER SUPPLY 350mA / 7,35W DIM8

5->7



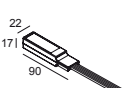
21012 0318 LED POWER SUPPLY 500mA / 10W DIM8

5->7



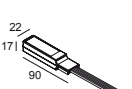
21012 0328 LED POWER SUPPLY 700mA / 15W DIM8

5->7



21032 0295 LED POWER CONVERTER 48V-DC to 350 mA-DC / 15W DIM5

3->14

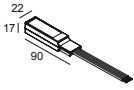


21032 0305 LED POWER CONVERTER 48V-DC to 500 mA-DC / 22W DIM5

3->14

KIX S PIN 92710 PGR

232 09 921 PGR

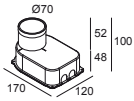


21032 0315 LED POWER CONVERTER 48V-DC to 700 mA-DC / 25W DIM5

3->14



Ground mounting boxes

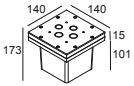


213 19 10 LOGIC 60 BOX R

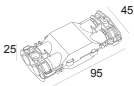


Waterproof connection parts

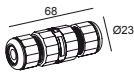
#



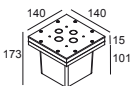
216 12 00 CBOX



216 12 01 IP68 CONNECTION KIT



216 12 02 IP68 CONNECTOR 3P



216 14 35 CBOX 350 mA / 10W

7 -> 12



Notes: