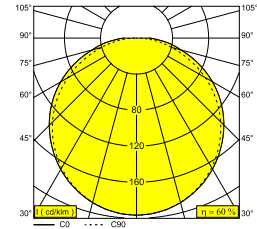
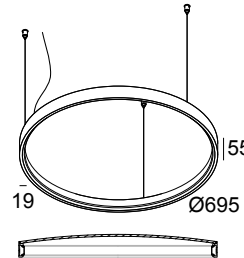




SUPERLOOP PLUS HC 70 SBL 930 W

20561 9300 W

BESCHIKBAAR IN
ZWART 20561 9300 B
FLEMISH BRONZE 20561 9300 FBR
FLEMISH GOLD 20561 9300 FG
WIT 20561 9300 W



 [Bekijk op website](#)

Algemene info

LOCATIE	binnen
INSTALLATIE	Plafond Gependeld
STOF EN WATERDICHTHEID	IP20
GEWICHT (KG)	2.3
RICHTBAARHEID	niet richtbaar
INFO	INCL.PC SBL EXCL.LED POWER SUPPLY 500-700mA-DC INCL.3 x CABLE SUSPENSION SINGLE AUTO. 3.0m INCL.1 x CABLE 2 x 0.75mm ²

Elektrische info

KLASSE	III
DIM TYPE	afhankelijk van de te kiezen externe voeding
ENERGIE KLASSE	E

Info lichtbron

LIGHTSOURCE NAME	LED
LICHTBRON	LED cluster 21,2-29,2W / CRI>90 (R9: 59) / 3000K / 2916-3870lm
SDCM	SDCM3
LM80	L70 > 30000
LED TECHNIEK (LICHTBRON)	3870lm // 29,2W // 132lm/W
LED TECHNIEK (TOESTEL)	2325lm // 34W // 69lm/W

Opmerkingen

The indicated efficiency and luminaire lumen are based on the SUPERLOOP without PANEL.
[Click here for SUPERLOOP PLUS 70 acoustic specifications](#)

Benodigdheden

PANEL 70
 LED POWER SUPPLY 500 / 700mA-DC DIM
 SUPERLOOP POWERBOX L 500mA
 SUPERLOOP POWERBOX L/H 700mA

SUPERLOOP PLUS HC 70 SBL 930 W

20561 9300 W

Opties

CABLE BASE R / S

COVERSET R 62-90-100 / S 62-80-90

CONNECTION ST / CONNECTION TRIMLESS

SUSPENSION ST / SUSPENSION TRIMLESS

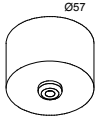
Voor gedetailleerde montage gegevens, consulteer de handleiding: [20561_XXX0_HAND.pdf](#)

SUPERLOOP PLUS HC 70 SBL 930 W

20561 9300 W

VERVOLLEDIG UW SPECIFICATIE

Stroomtoevoer



203 99 55 ANO CABLE BASE R ANO

203 99 55 B CABLE BASE R B

203 99 55 W CABLE BASE R W



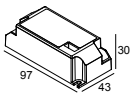
203 99 56 ANO CABLE BASE S ANO

203 99 56 B CABLE BASE S B

203 99 56 W CABLE BASE S W

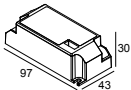
LED voedingen

#



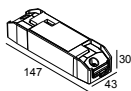
300 90 127 LED POWER SUPPLY 500mA-DC / 27W DIM1

1



300 90 128 LED POWER SUPPLY 700mA-DC / 36W DIM1

1



300 90 131 LED POWER SUPPLY 700mA-DC / 38W DIM5

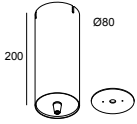
1

SUPERLOOP PLUS HC 70 SBL 930 W

20561 9300 W

Power box

#

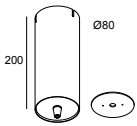


321 55 205 ED1 B SUPERLOOP POWERBOX L 500mA DIM1 B

1

321 55 205 ED1 W SUPERLOOP POWERBOX L 500mA DIM1 W

1

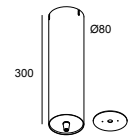


321 55 207 ED1 B SUPERLOOP POWERBOX L 700mA DIM1 B

1

321 55 207 ED1 W SUPERLOOP POWERBOX L 700mA DIM1 W

1



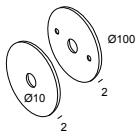
321 55 307 ED5 B SUPERLOOP POWERBOX H8 700mA DIM5 B

1

321 55 307 ED5 W SUPERLOOP POWERBOX H8 700mA DIM5 W

1

Coversets



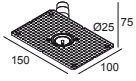
204 00 100 B COVERSET R 100 B

204 00 100 W COVERSET R 100 W

SUPERLOOP PLUS HC 70 SBL 930 W

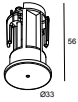
20561 9300 W

Ophang toebehoren



328 10 01

SUSPENSION TRIMLESS O.F.A.



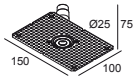
15225 0340 B

SUSPENSION ST B

15225 0340 W

SUSPENSION ST W

Onderdelen voor elektrische verbinding



328 10 03

CONNECTION TRIMLESS O.F.A.



15225 0360 B

CONNECTION ST B

15225 0360 W

CONNECTION ST W

Akoestisch paneel



20548 0030

PANEL 70 LIGHT GREY



20548 0040

PANEL 70 DARK GREY



SUPERLOOP PLUS HC 70 SBL 930 W

20561 9300 W

Notes: