

FLOS

05.1411.40A White/Steel

Light Shadow Adjustable Trim 2 Spots Optic Medium NEW

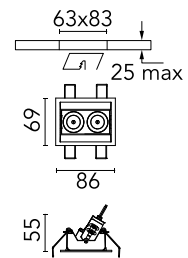
Designed by FLOS Architectural



Recessed integrated luminaire with 2 LED lighting spots. Remote power supply included (220-240V).

Are you a professional and your project needs consulting and support?

[BOOK AN APPOINTMENT](#)



Main specifications

Mounting	Ceiling recessed
Environments	Indoor dry location
LED type	Power LED
Lamp category	LED
Number of heads	1
Power (W)	7
System flux (lm)	414

Physical

Colour	White/Steel
Trim	Yes
Orientation	Adjustable
Longitudinal tilting (°)	30
Recessed depth (mm)	75
Length (mm)	86
Net weight (kg)	0.25
Package height (mm)	16
Package width (mm)	14
Package length (mm)	21
IP internal	20

Download

[Mounting instructions](#)  PDF

Photometric Files

[LDT / IES](#)  ZIP

Technical Drawings

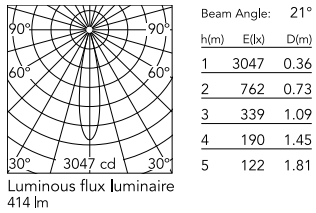
[2D](#)  ZIP

[3D](#)  ZIP

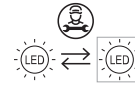
[Bim](#)  ZIP



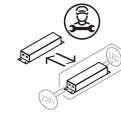
Schematic light drawing



Ecodesign and Energy Labelling



Replaceable (LED only)
light source by a
professional



Replaceable control
gear by a professional

Photometric

Lighting type	Direct
Light distribution	Symmetric
CCT (K)	2700
CRI>	90
LED Life / Failure Ratio	L80B50
Beam angle C0-180 (°)	20
Beam angle C90-270 (°)	20

Electrical

Insulation class	II
Frequency (Hz)	50/60
Main voltage (Vac)	220
LED current (mA)	900
Driver	Remote included
Dimmable	No
Dimming type	Non Dimmable

Notes

Pre-Installation frame not required.