

FLOS

05.1452.40A White/Bronze

Light Shadow Adjustable No Trim 2 Spots Optic Medium NEW

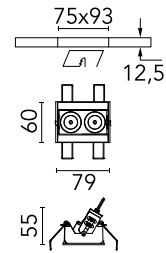
Designed by FLOS Architectural



Recessed integrated luminaire with 2 LED lighting spots. Remote power supply included (220-240V).

Are you a professional and your project needs consulting and support?

[BOOK AN APPOINTMENT](#)



Main specifications

Mounting	Ceiling recessed
Environments	Indoor dry location
LED type	Power LED
Lamp category	LED
Number of heads	1
Power (W)	7
System flux (lm)	413

Physical

Colour	White/Bronze
Trim	No
Orientation	Adjustable
Longitudinal tilting (°)	30
Recessed depth (mm)	75
Length (mm)	79
Net weight (kg)	0.25
Package height (mm)	16
Package width (mm)	14
Package length (mm)	21
IP internal	20

Download

[Mounting instructions](#) ZIP

Photometric Files

[LDT / IES](#) ZIP

Technical Drawings

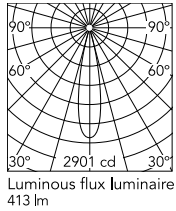
[2D](#) ZIP

[3D](#) ZIP

[Bim](#) ZIP



Schematic light drawing



h(m)	E(lx)	D(m)
1	2901	0.38
2	725	0.76
3	322	1.14
4	181	1.52
5	116	1.91

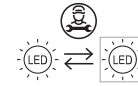
Photometric

Lighting type	Direct
Light distribution	Symmetric
CCT (K)	2700
CRI>	90
LED Life / Failure Ratio	L80B50
Beam angle C0-180 (°)	21
Beam angle C90-270 (°)	21

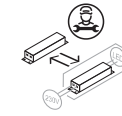
Electrical

Insulation class	II
Frequency (Hz)	50/60
Main voltage (Vac)	220
LED current (mA)	900
Driver	Remote included
Dimmable	No
Dimming type	Non Dimmable

Ecodesign and Energy Labelling



Replaceable (LED only)
light source by a
professional



Replaceable control
gear by a professional

Notes

It requires a pre-installation frame, to be ordered separately.

Accessories & Power Supply



REQUIRED
Frame

Installation

08.0515.00

Pre-installation No Trim Frame 2L
Adjustable



OPTIONAL
Accessory

Mounting

08.0059.90

Accessory for mounting of No
Trim Adjustable continuous line.