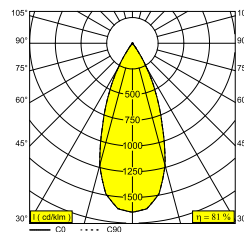
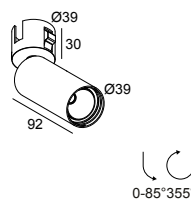




SPY 39 TRIMLESS IN 93040 BRAT

24123 9330 BRAT

BESCHIKBAAR IN
ZWART 24123 9330 B
ALU GEBORSTELD 24123 9330 BRA
GEBORSTELD ANTRACIET 24123 9330 BRAT
GEBORSTELD KOPER 24123 9330 BRCU
GEBORSTELD GOUD 24123 9330 BRG
GEBORSTELD OUD BRONS 24123 9330 BROB
FLEMISH BRONZE 24123 9330 FBR
FLEMISH GOLD 24123 9330 FG
GOUD KLEUR 24123 9330 GC
PIANO ZWART 24123 9330 PB
WIT 24123 9330 W



 [Bekijk op website](#)

Algemene info

LOCATIE	binnen
INSTALLATIE	Plafond Inbouw
ZAAGMAAT/OPENING (MM)	rond - Ø KIT
INBOUWDIEPTE (MM)	130
STOF EN WATERDICHTHEID	IP20
GEWICHT (KG)	0.4
RICHTBAARHEID	0° tot 85° zwenkbaar, 355° roteerbaar
INFO	REFLECTOR WFL-40° EXCL.LED POWER SUPPLY 350-500mA-DC

Elektrische info

KLASSE	III
DIM TYPE	afhankelijk van de te kiezen externe voeding
ENERGIE KLASSE	D
CERTIFICATEN	CB, ENEC

Info lichtbron

LIGHTSOURCE NAME	LED
LICHTBRON	LED array 5,8-8,6W / CRI>90 (R9: 52) / 3000K / 787-1089lm
TM-30 WAARDEN	Rf: 90 / Rg: 99
SMDC	SDCM1
RISK-GROEP	RG1
LM80	L90B10 > 50000
LED TECHNIEK (LICHTBRON)	1089lm // 8,6W // 127lm/W
LED TECHNIEK (TOESTEL)	883lm // 10W // 89lm/W

Benodigdheden













SPY 39 TUBE or VISOR 39
MOUNTING KIT SPY 39 TRIMLESS IN
LED POWER SUPPLY 350 / 500mA-DC DIM

SPY 39 TRIMLESS IN 93040 BRAT

24123 9330 BRAT

Voor gedetailleerde montage gegevens, consulteer de handleiding: [24123_XXX0_HAND.pdf](#)

PLAFOND COMPATIBILITEIT

Ceiling Type	Mounting Kit	
 System ceiling	 MOUNTING KIT SPY 39 TRIMLESS IN	Required
 Plasterboard	 MOUNTING KIT SPY 39 TRIMLESS IN	Required
 Stucanet	 MOUNTING KIT SPY 39 TRIMLESS IN	Required
 Concrete + plaster	 MOUNTING KIT SPY 39 TRIMLESS IN	Required
 Lintel + plaster	 MOUNTING KIT SPY 39 TRIMLESS IN	Required
 Hollow-core slab + plaster	 MOUNTING KIT SPY 39 TRIMLESS IN	Required

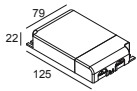
SPY 39 TRIMLESS IN 93040 BRAT

24123 9330 BRAT

VERVOLLEDIG UW SPECIFICATIE

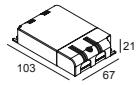
LED voedingen

#



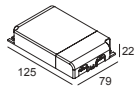
300 90 63 LED POWER SUPPLY MULTI-POWER DIM9

1->4(4) / 1->3(3)



300 90 68 LED POWER SUPPLY MULTI-POWER DIM5

1->2(2) / 1->2(1)



300 90 69 LED POWER SUPPLY MULTI-POWER HV DIM9

2->6(6) / 1->6(4)



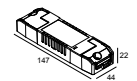
300 90 124 LED POWER SUPPLY MULTI-POWER DIM7

1->2(2) / 1->2(1)



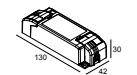
300 90 125 LED POWER SUPPLY MULTI-POWER MINI DIM5

1->2(2) / 1->2(1)



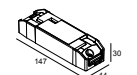
21012 0010 LED POWER SUPPLY MULTI POWER

1->2 / 1->2



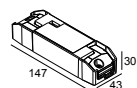
21012 0021 LED POWER SUPPLY MULTI POWER DIM1

1->3 / 1->2



21012 0035 LED POWER SUPPLY MULTI POWER DIM5

1->3 / 1->2

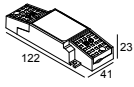


21012 005W LED POWER SUPPLY MULTI-POWER COMPACT WDL

1->3 / 1->2

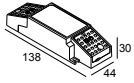
SPY 39 TRIMLESS IN 93040 BRAT

24123 9330 BRAT



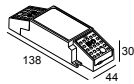
21012 0268 LED POWER SUPPLY MULTI POWER 200-350 / 15W DIM8

2->2 / 2->2



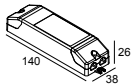
21012 0278 LED POWER SUPPLY MULTI POWER 500-700 / 20W DIM8

1



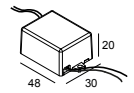
21012 0288 LED POWER SUPPLY MULTI POWER 500-700 / 36W DIM8

2->2



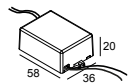
21012 0298 LED POWER SUPPLY MULTI POWER 250-900 / 20W DIM8

1->2 / 1->2 / 1->2



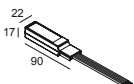
21012 0308 LED POWER SUPPLY 350mA / 7,35W DIM8

1



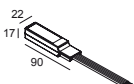
21012 0318 LED POWER SUPPLY 500mA / 10W DIM8

1



21032 0295 LED POWER CONVERTER 48V-DC to 350 mA-DC / 15W DIM5

1->2

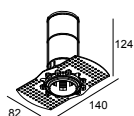


21032 0305 LED POWER CONVERTER 48V-DC to 500 mA-DC / 22W DIM5

1->2



Montage kit



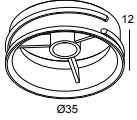
24144 0050 MOUNTING KIT SPY 39 TRIMLESS IN



SPY 39 TRIMLESS IN 93040 BRAT

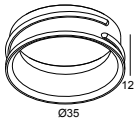
24123 9330 BRAT

Light veranderende onderdelen



24144 0030 B VISOR 39 B

Maak je product af



24144 0010 B SPY 39 TUBE B

24144 0010 FBR SPY 39 TUBE FBR

24144 0010 FG SPY 39 TUBE FG

24144 0010 GC SPY 39 TUBE GC

24144 0010 W SPY 39 TUBE W



24144 0070 SPY 39 TUBE SBL

Notes: