

DOT.COM L2 ST 93032 B-MMAT

424 213 02 932 B-MMAT

BESCHIKBAAR IN

ZWART-ZWART 424 213 02 932 B-B

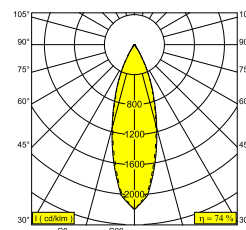

ZWART-CHROOM 424 213 02 932 B-C

ZWART-GOUD MAT 424 213 02 932 B-MMAT

WIT-ZWART 424 213 02 932 W-B

WIT-CHROOM 424 213 02 932 W-C

WIT-GOUD MAT 424 213 02 932 W-MMAT



 [Bekijk op website](#)

Algemene info

LOCATIE	binnen
INSTALLATIE	Plafond Inbouw
ZAAGMAAT/OPENING (MM)	rechthoekig - 84 x 40
INBOUWDIEPTE (MM)	62
DIKTE MONTAGEOPPERVLAK (MM)	max.30
STOF EN WATERDICHTHEID	IP20
GEWICHT (KG)	0.3
RICHTBAARHEID	niet richtbaar
INFO	2 x REFLECTOR FL-32° EXCL.LED POWER SUPPLY 500-1050mA-DC

Elektrische info

KLASSE	III
DIM TYPE	afhankelijk van de te kiezen externe voeding
ENERGIE KLASSE	F
CERTIFICATEN	CB, EAC, ENEC

Info lichtbron

LIGHTSOURCE NAME	LED
LICHTBRON	LED cluster 2,8-6,3W / CRI>90 (R9: 50) / 3000K / 324-613lm
TM-30 WAARDEN	Rf: 90 / Rg: 101
SMDC	SDCM3
RISK-GROEP	RG2
LM80	L80 > 60000
LED TECHNIEK (LICHTBRON)	613lm // 6,3W // 97lm/W
LED TECHNIEK (TOESTEL)	455lm // 7W // 63lm/W

Benodigdheden

LED POWER SUPPLY 500 / 1050mA-DC DIM

Voor gedetailleerde montage gegevens, consulteer de handleiding: [424_213_02_XXX_HAND.pdf](#)

PLAFOND COMPATIBILITEIT

Ceiling Type	Mounting Kit
 System ceiling	-
 Plasterboard	-
 Stucanet	-
 Wood	-
 Stretched ceiling	-

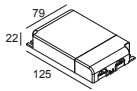
DOT.COM L2 ST 93032 B-MMAT

424 213 02 932 B-MMAT

VERVOLLEDIG UW SPECIFICATIE

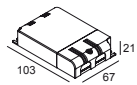
LED voedingen

#



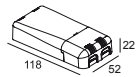
300 90 63 LED POWER SUPPLY MULTI-POWER DIM9

1->12(12) / 1->12(9) / 1->9(6)



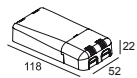
300 90 68 LED POWER SUPPLY MULTI-POWER DIM5

1->8(5) / 1->7(3)



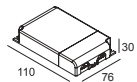
300 90 124 LED POWER SUPPLY MULTI-POWER DIM7

1->6(5) / 1->4(3)



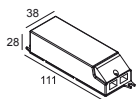
300 90 125 LED POWER SUPPLY MULTI-POWER MINI DIM5

1->6(5) / 1->4(3)



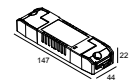
300 90 136 LED POWER SUPPLY MULTI-POWER HC DIM9

1->7(6) / 1->19(13) / 1->14(9)



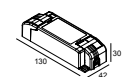
300 90 148 LED POWER SUPPLY 1050mA-DC / 22W

1->3(1)



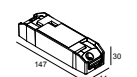
21012 0010 LED POWER SUPPLY MULTI POWER

2->7 / 2->7 / 2->6



21012 0021 LED POWER SUPPLY MULTI POWER DIM1

2->9 / 2->8 / 2->6

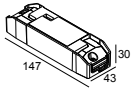


21012 0035 LED POWER SUPPLY MULTI POWER DIM5

2->9 / 2->9 / 2->6

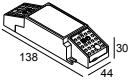
DOT.COM L2 ST 93032 B-MMAT

424 213 02 932 B-MMAT



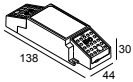
21012 005W LED POWER SUPPLY MULTI-POWER COMPACT WDL

2->9 / 2->8 / 2->6



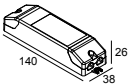
21012 0278 LED POWER SUPPLY MULTI POWER 500-700 / 20W DIM8

3->4 / 3->4



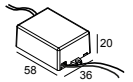
21012 0288 LED POWER SUPPLY MULTI POWER 500-700 / 36W DIM8

6->9 / 6->8



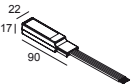
21012 0298 LED POWER SUPPLY MULTI POWER 250-900 / 20W DIM8

2->6 / 2->4



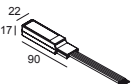
21012 0318 LED POWER SUPPLY 500mA / 10W DIM8

3->3



21032 0305 LED POWER CONVERTER 48V-DC to 500 mA-DC / 22W DIM5

1->7



21032 0315 LED POWER CONVERTER 48V-DC to 700 mA-DC / 25W DIM5

1->7



Notes: