


# FLOS

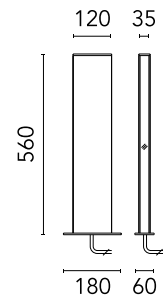
FA50320430 Black

## Talia H 560 Double Emission NEW

Designed by FLOS Outdoor



Bollard light. Configuration: extruded aluminium structure. Polycarbonate diffuser: opal UV-stabilised. Double layer coating for high resistance to corrosion: the aluminium components are painted with a double coat using powders which are compliant with QUALICOAT standards: a first layer of epoxy powder (with excellent chemical and mechanical resistance) and a second finishing layer of polyester powder (resistant to UV rays and atmospheric agents). The entire painting process of the aluminium fitting starts from components which have been sandblasted in advance to make the surface more porous and increase the adherence of the paint. Ares effects alkaline and acid washing to clean the surfaces completely, then rinses with demineralised water to remove any residue particles, subsequently a chemical conversion treatment is done to protect against rusting. Protection rating: IP65 In compliance with EN 60598-1 standards Class of insulation: II Installation: The LED module is housed in a sealed transparent polycarbonate cylinder with compensation valve. The luminaire is equipped with a piece of cable and a wiring kit with crimp connectors and an adhesive heat-shrink tubing for a watertight electrical connection. We recommend installation on a concrete basement or surface, directly with bolts or through the dedicated fixing plate (to be ordered separately). Outdoor use requires suitable flexible cables. We recommend the use of a connection system with a protection degree greater than or equal to the protection degree of the luminaire. During the installation and the maintenance of the fixtures it is important to be careful and avoid damages on the paint coating. Damages on the coating exposed to outdoor conditions or water, could cause corrosion. Chemical substances affect the anticorrosion covering protection.



### Download

Mounting instructions [↓ ZIP](#)

### Photometric Files

LDT / IES [↓ ZIP](#)

### Technical Drawings

2D [↓ ZIP](#)

3D [↓ ZIP](#)

Are you a professional and your project needs consulting and support?

[BOOK AN APPOINTMENT](#)

## Main specifications

Mounting	Ground
Environments	Outdoor wet location
LED type	Power LED
Number of heads	1
Power (W)	10
System power (W)	11
Source flux (lm)	2X360
System flux (lm)	2X123

## Physical

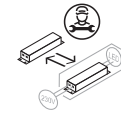
Colour	Black
Orientation	Fixed
IP internal	65

## Ecodesign and Energy Labelling

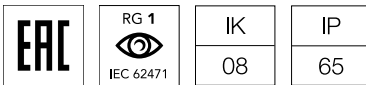
This product contains a light source of energy efficiency class **G**



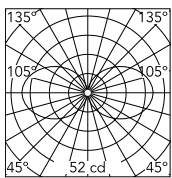
Replaceable (LED only) light source by a professional



Replaceable control gear by a professional



## Schematic light drawing



Luminous flux luminaire  
246 lm

## Photometric

Lighting type	Direct
Light distribution	Symmetric
CCT (K)	2700
CRI>	80

## Electrical


Insulation class	II
Frequency (Hz)	50-60
Main voltage (Vac)	220-240
Driver	Integrated
Dimmable	No
Dimming type	Non Dimmable
Emergency type	No

## Notes

Please check with your referent person in our Front Office if a code modification is needed to meet the required certification compliance



## Accessories & Power Supply



OPTIONAL  
Accessory

F990E00A000

S.P.D. (SURGE PROTECTION  
DEVICE)



OPTIONAL  
Accessory

F990C040000

2 way terminal block 4 poles  
IP68. ( $\varnothing 7 \div 12$ mm cable).



OPTIONAL  
Accessory

FA139

Base Plate and Fixing Bolts Talia