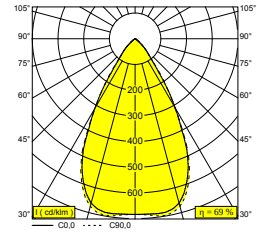
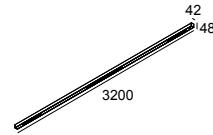




INFORM 40 SQ 320 PDS DOWN 84063 DIM5 W-B

30717 8435 W-B

BESCHIKBAAR IN
ZWART-ZWART 30717 8435 B-B
WIT-ZWART 30717 8435 W-B



 [Bekijk op website](#)

Algemene info

LOCATIE	binnen
INSTALLATIE	Plafond Opbouw, Plafond Gependeld
STOF EN WATERDICHTHEID	IP20
GEWICHT (KG)	5,1
RICHTBAARHEID	niet richtbaar
INFO	INCL.PRESENCE & DAYLIGHT SENSOR INCL.DIMMABLE LED POWER SUPPLY (DALI DT6) Power selection to be set on driver EXCL.CABLE SUSPENSION MELANOPIC LIGHT TECHNOLOGY

Elektrische info

INGANGSSPANNING	220-240V / 0 50-60Hz
KLASSE	I
VOEDING INBEGREPEN	YES
DIM TYPE	DALI
ENERGIE KLASSE	D

Info lichtbron

LIGHTSOURCE NAME	LED
LICHTBRON	HO: LED cluster 44,4W / CRI>80 (R9: 50) / 4000K / 7757lm Or LED cluster 30,3W / CRI>80 (R9: 50) / 4000K / 5542lm
TM-30-15 WAARDEN	Rf: 85 / Rg: 94
SDCM	SDCM3
RISK-GROEP	RG2
LM80	L90 > 60000 L80 > 60000
LED TECHNIEK (LICHTBRON)	HO: 7757lm // 44,4W // 175lm/W Or 5542lm // 30,3W // 182lm/W
LED TECHNIEK (TOESTEL)	HO: 5367lm // 51W // 105lm/W Or 3835lm // 35W // 110lm/W

Opties

INF40 SQ 320/360 - SUSPENSION SET

CABLE BASE R/S

Delta Light NV may revise the information and technical data at any time without notice. Version: 06/05/2024



INFORM 40 SQ 320 PDS DOWN 84063 DIM5 W-B

30717 8435 W-B

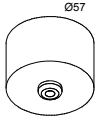
Voor gedetailleerde montage gegevens, consulteer de handleiding: [30717_XXX5_HAND.pdf](#)

INFORM 40 SQ 320 PDS DOWN 84063 DIM5 W-B

30717 8435 W-B

VERVOLLEDIG UW SPECIFICATIE

Stroomtoevoer



41 **203 99 55 ANO** CABLE BASE R ANO

203 99 55 B CABLE BASE R B

203 99 55 W CABLE BASE R W



41 **203 99 56 ANO** CABLE BASE S ANO

203 99 56 B CABLE BASE S B

203 99 56 W CABLE BASE S W

Bevestigingscomponenten



30710 0020 B INF40 SQ 320/360 - SUSPENSION SET 1,6m B

30710 0020 W INF40 SQ 320/360 - SUSPENSION SET 1,6m W



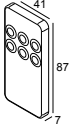
30710 0040 B INF40 SQ 320/360 - SUSPENSION SET 3,0m B

30710 0040 W INF40 SQ 320/360 - SUSPENSION SET 3,0m W

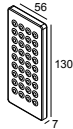
INFORM 40 SQ 320 PDS DOWN 84063 DIM5 W-B

30717 8435 W-B

Diverse



26510 0010 PDS REMOTE CONTROL



26510 0020 PDS SENSOR PROGRAMMER

Notes: