

FLOS

■ F015A42A030 Black

Mile Wall 1 Asymmetric Down NEW

Designed by Antonio Citterio

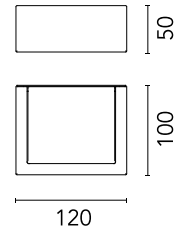


LED - Power LED - 4.9W - 305lm - 4000K - CRI> 80

LED light source included. Integrated 220-240V ON/OFF electrical power. Equipped with double cable gland for electrical connection.

Are you a professional and your project needs consulting and support?

[BOOK AN APPOINTMENT](#)




Main specifications

Mounting	Wall
Environments	Outdoor wet location
LED type	Power LED
Lamp category	LED
Number of heads	1
Power (W)	4.9
System flux (lm)	305

Physical

Colour	Black
Orientation	Fixed
Net weight (kg)	0.5
IP internal	65

Download

[Mounting instructions](#)  ZIP

Photometric Files

[LDT / IES](#)  ZIP

Technical Drawings

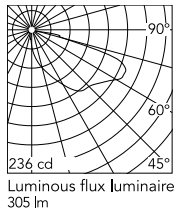
[2D](#)  ZIP

[3D](#)  ZIP

[Bim](#)  ZIP



Schematic light drawing



Beam Angle: 51°

h(m)	E(lx)	D(m)
1	92	3.34
2	23	6.68
3	10	10.03
4	6	13.37
5	4	16.71

Photometric

Lighting type	Direct
Light distribution	Asymmetric
CCT (K)	4000
CRI>	80

Electrical

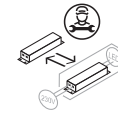
Insulation class	I
Frequency (Hz)	50-60
Main voltage (Vac)	220-240
Driver	Integrated
Dimmable	No
Dimming type	Non Dimmable
Emergency type	No

Ecodesign and Energy Labelling

This product contains a light source of energy efficiency class D



Replaceable (LED only) light source by a professional



Replaceable control gear by a professional

Accessories & Power Supply



OPTIONAL
Accessory

F990E00A000

S.P.D. (SURGE PROTECTION
DEVICE)