

FLOS

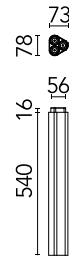
05.4325.GY.DA Deep Green

Emi Ceiling Small H540

Designed by Erwan Bouroullec, 2023



Anti-glare appliance for installation on surfaces. Built-in 220-240 V power supply. Spare parts for the optical module (lens) are available, please see the accessories. The various accessory lens options (depending on the beam angle) are interchangeable.



Are you a professional and your project needs consulting and support?

[BOOK AN APPOINTMENT](#)

Main specifications

Mounting	Ceiling surface
Environments	Indoor dry location
LED type	Power LED
Lamp category	LED
Number of heads	1
Power (W)	11
System power (W)	11
Source flux (lm)	772
System flux (lm)	645

Physical

Colour	Deep Green
Orientation	Fixed
Length (mm)	73
Net weight (kg)	1.33
IP internal	20

Download

Mounting instructions [↓ PDF](#)

Photometric Files

LDT / IES [↓ ZIP](#)

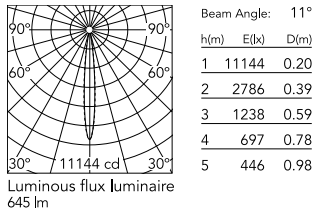
Technical Drawings

2D [↓ ZIP](#)

3D [↓ ZIP](#)



Schematic light drawing



Photometric

Lighting type	Direct
Light distribution	Symmetric
CCT (K)	3000
CRI>	90
McAdam steps (SDCM)	3
Rf fidelity index	90
Rg gamut index	101
LED Life / Failure Ratio	L80B50>60.000h_Tc85°C
Beam angle C0-180 (°)	11
Beam angle C90-270 (°)	12
Extreme cut off	Yes

Electrical

Insulation class	II
Frequency (Hz)	50/60
Main voltage (Vac)	220-240
LED current (mA)	900
Driver	Integrated
Dimming type	Dimmable DALI 2
Dimming interface	Remote Dimmable (Dimmer Not Included)

Ecodesign and Energy Labelling

This product contains a light source of energy efficiency class **G**



Replaceable (LED only) light source by a professional



Replaceable control gear by a professional

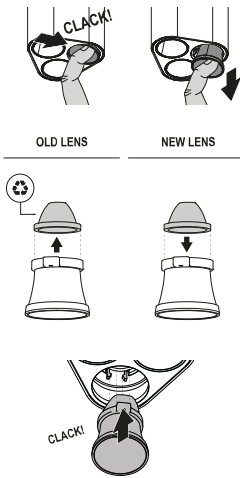
Notes

The advanced technology of Emi goes perfectly with its sustainable design. The lamp's body is mainly made from aluminium (partially recycled and completely recycled), guaranteeing a lower environmental impact. Durability is another key part of Emi's design. The product is designed to stand the test of time with the goal of avoiding waste and rapid obsolescence. Every lens unit can be replaced individually to make maintenance easier, while the absence of glues and welding simplifies the disassembly and correct disposal of individual parts at the useful end of the product's life.

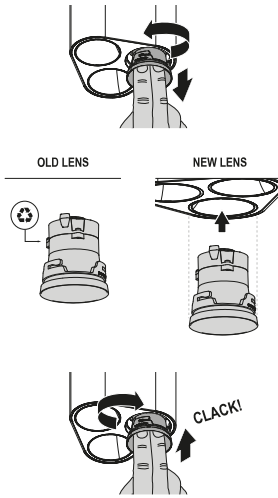
Before placing your order, please consult the product details also in its technical data sheet and in the installation and assembly instructions to find all the information that may not be included here or that could be relevant to your specific project or installation.

Spare Parts

Emi Ceiling Small



Emi Ceiling Large, Emi Floor & Emi Table



3 Lens Kit for Emi Ceiling Small - Medium Optic	08.0951.00
3 Lens Kit for Emi Ceiling Small - Wide Flood Optic	08.0953.00
3 Lens Kit for Emi Ceiling Small - Spot Optic	08.0950.00
3 Lens Kit for Emi Ceiling Small - Flood Optic	08.0952.00



Diffuser

Optical

08.0951.00

3 Lens Kit for Emi Ceiling Small -
Medium Optic



Diffuser

Optical

08.0953.00

3 Lens Kit for Emi Ceiling Small -
Wide Flood Optic



Diffuser

Optical

08.0950.00

3 Lens Kit for Emi Ceiling Small -
Spot Optic



Diffuser

Optical

08.0952.00

3 Lens Kit for Emi Ceiling Small -
Flood Optic